

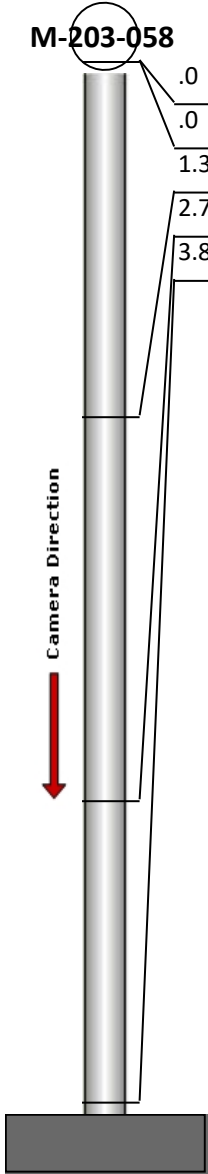
# Manhole Inspection Report



|           |                   |           |                     |                |                              |
|-----------|-------------------|-----------|---------------------|----------------|------------------------------|
| Date:     | <b>04/17/2018</b> | Weather:  |                     | Coding:        | <b>RZMACP</b>                |
| MH#:      | <b>M-203-058</b>  | Owner:    | <b>NA</b>           | Len. Surveyed: | <b>3.8</b>                   |
| P.O.#:    |                   | Surveyor: | <b>Jen Costello</b> | Rim to Invert: | <b>4.8</b>                   |
| Customer: |                   | Cert. #:  | <b>U-907-5518</b>   | Wall Material: | <b>Concrete (reinforced)</b> |

|              |  |                        |                      |
|--------------|--|------------------------|----------------------|
| Street:      | <b>between Sandusky St. and Evergree</b> | Project:               | <b>Hobart, IN</b>    |
| City:        | <b>Hobart, IN</b>                        | GPS Northing:          | <b>0.0</b>           |
| Location:    |  | GPS Easting:           | <b>0.0</b>           |
| Drain Area:  | <b>Northwest</b>                         | GPS Accuracy:          | <b>Nearest Meter</b> |
| Cover Shape: | <b>Circular</b>                          | Evidence of Surcharge: | <b>No</b>            |
| Cover Size:  | <b>23.0</b>                              | Potential for Runoff:  | <b>None</b>          |
| Comments:    |  |                        |                      |

|                   |             |                   |             |                    |             |
|-------------------|-------------|-------------------|-------------|--------------------|-------------|
| O&M Index:        | <b>2.00</b> | O&M Quick:        | <b>2100</b> | O&M Rating:        | <b>2.00</b> |
| Structural Index: | <b>3.00</b> | Structural Quick: | <b>3100</b> | Structural Rating: | <b>3.00</b> |
| Overall Index:    | <b>2.50</b> | Overall Quick:    | <b>3121</b> | Overall Rating:    | <b>5.00</b> |

|  | Position | Code | Observation                  | Video (sec) | Grade |
|--|----------|------|------------------------------|-------------|-------|
|  | .0       | MGO  | General Observation          | 10          | NA    |
|  | .0       | SAP  | Surface Aggregate Projecting | 21          | S 3   |
|  | 1.3      | MGO  | General Observation          | 37          | NA    |
|  | 2.7      | IW   | Infil Weeper                 | 53          | M 2   |
|  | 3.8      | MGO  | General Observation          | 67          | NA    |
|  |          |      |                              |             |       |



Code: **MGO**  
Description: **General Observation**


Distance (ft): **.0**  
Structural Grade: **0**  
O&M Grade: **0**  
Clock Start/From:  
Clock To:  
1st Value:  
2nd Value:  
Value Percent:  
Step: **NO**  
Remarks: **access MH**



Code: **SAP**  
Description: **Surface Aggregate Projecting**

Distance (ft): **.0**  
Structural Grade: **3**  
O&M Grade: **0**  
Clock Start/From: **12**  
Clock To: **12**  
1st Value:  
2nd Value:  
Value Percent:  
Step: **NO**  
Remarks:

---



Code: **MGO**  
Description: **General Observation**


Distance (ft): **1.3**  
Structural Grade: **0**  
O&M Grade: **0**  
Clock Start/From:  
Clock To:  
1st Value:  
2nd Value:  
Value Percent:  
Step: **NO**  
Remarks: **UNDERSIDE OF FRAME**

---



Code: **IW**  
Description: **Infil Weeper**

Distance (ft): **2.7**  
Structural Grade: **0**  
O&M Grade: **2**  
Clock Start/From: **9**  
Clock To: **3**  
1st Value:  
2nd Value:  
Value Percent:  
Step: **NO**  
Remarks:



|                   |                            |
|-------------------|----------------------------|
| Code:             | <b>MGO</b>                 |
| Description:      | <b>General Observation</b> |
| Distance (ft):    | <b>3.8</b>                 |
| Structural Grade: | <b>0</b>                   |
| O&M Grade:        | <b>0</b>                   |
| Clock Start/From: |                            |
| Clock To:         |                            |
| 1st Value:        |                            |
| 2nd Value:        |                            |
| Value Percent:    |                            |
| Step:             | <b>NO</b>                  |
| Remarks:          | <b>END SURVEY</b>          |