

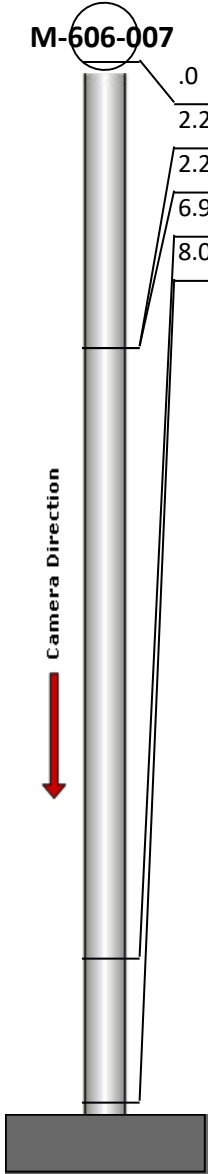
# Manhole Inspection Report




Date:	04/27/2018	Weather:		Coding:	RZMACP
MH#:	M-606-007	Owner:	NA	Len. Surveyed:	8.0
P.O.#:		Surveyor:	Jen Costello	Rim to Invert:	9.7
Customer:		Cert. #:	U-907-5518	Wall Material:	Concrete (reinforced)

Street:	Intersection of 8th St. and Lake Park	Project:	Hobart, IN
City:	Hobart, IN	GPS Northing:	2904528.04
Location:		GPS Easting:	2904528.04
Drain Area:	Southeast	GPS Accuracy:	Sub-Meter
Cover Shape:	Circular	Evidence of Surcharge:	No
Cover Size:	22.5	Potential for Runoff:	None
Comments:			


O&M Index:	4.00	O&M Quick:	4100	O&M Rating:	4.00
Structural Index:	0.00	Structural Quick:	0000	Structural Rating:	0.00
Overall Index:	4.00	Overall Quick:	4100	Overall Rating:	4.00

	Position	Code	Observation	Video (sec)	Grade
	.0	MGO	General Observation	10	NA
	2.2	MGO	General Observation	28	NA
	2.2	MGO	General Observation	42	NA
	6.9	OBP	Obstacle External Pipe or Cable	63	M 4
	8.0	MGO	General Observation	76	NA



Code: **MGO**  
Description: **General Observation**

Distance (ft): **.0**  
Structural Grade: **0**  
O&M Grade: **0**  
Clock Start/From:  
Clock To:  
1st Value:  
2nd Value:  
Value Percent:  
Step: **NO**  
Remarks: **ACCESS MH**



Code: **MGO**  
Description: **General Observation**

Distance (ft): **2.2**  
Structural Grade: **0**  
O&M Grade: **0**  
Clock Start/From:  
Clock To:  
1st Value:  
2nd Value:  
Value Percent:  
Step: **NO**  
Remarks: **UNDERSIDE OF FRAME**

---



Code: **MGO**  
Description: **General Observation**

Distance (ft): **2.2**  
Structural Grade: **0**  
O&M Grade: **0**  
Clock Start/From:  
Clock To:  
1st Value:  
2nd Value:  
Value Percent:  
Step: **NO**  
Remarks: **MISSING STEP**

---



Code: **OBP**  
Description: **Obstacle External Pipe or Cable**

Distance (ft): **6.9**  
Structural Grade: **0**  
O&M Grade: **4**  
Clock Start/From: **12**  
Clock To: **3**  
1st Value:  
2nd Value:  
Value Percent: **30.000**  
Step: **NO**  
Remarks:



Code:	<b>MGO</b>
Description:	<b>General Observation</b>
Distance (ft):	<b>8.0</b>
Structural Grade:	<b>0</b>
O&M Grade:	<b>0</b>
Clock Start/From:	
Clock To:	
1st Value:	
2nd Value:	
Value Percent:	
Step:	<b>NO</b>
Remarks:	<b>END SURVEY</b>