

Profile/Photo Observation Report



Date:	09/28/2018	Weather:		Coding:	PACP 6.0
Pipe Length (ft):	177.5	Owner:	NA	Pre Clean:	Not Known
P.O.#:		Surveyor:	Selasie Honu	PSR:	P-103-008-007
Customer:		Clean Date:	01/01/1900	Shape:	C

Street:	HOWARD ST	Flow Control:	Not Controlled
City:	Hobart, IN	Year Renewed:	
Location:	Light Highway	Tape/Media #:	
Purpose:	Routine Assessment	Dia/Height:	10"
Use:	Sanitary	Material:	VCP
Drain Area:	NA	Lining:	
Category:	NA		
Comment:			

Location Details:		Direction of Survey:	Upstream
US MH:	M-103-007	DS MH:	M-103-008
		Total Length Surveyed (ft):	171.1

O&M Index:	2.50	O&M Quick:	3121	O&M Rating:	5.00
Structural Index:	0.00	Structural Quick:	0000	Structural Rating:	0.00
Overall Index:	2.50	Overall Quick:	3121	Overall Rating:	5.00

The diagram shows a vertical manhole section. At the top is a circle labeled **M-103-008**. At the bottom is a circle labeled **M-103-007**. A red arrow on the left points downwards, labeled **Camera Direction**. A table of observations is positioned to the right of the manhole, with lines connecting specific points on the manhole to the table rows.

Position	Code	Observation	Video (sec)	Grade
.0	AMH	Manhole	10	NA
.0	MWL	Water Level	21	NA
47.6	TF	Tap Factory	128	NA
54.9	DAE	Deposits Attached Encrustation	153	M 2
95.4	TF	Tap Factory	246	NA
164.3	DAE	Deposits Attached Encrustation	395	M 3
171.1	AMH	Manhole	419	NA

Code: **AMH**
Description: **Manhole**



Code:	MWL
Description:	Water Level




Distance (ft):	.0
Structural Grade:	0
O&M Grade:	0
Clock Start/From:	
Clock To:	
1st Value:	
2nd Value:	
Value Percent:	5.000
Continuous Index:	
Within 8" of Joint:	NO
Remarks:	

Code:	TF
Description:	Tap Factory



Distance (ft):	47.6
Structural Grade:	0
O&M Grade:	0
Clock Start/From:	12
Clock To:	
1st Value:	4.000
2nd Value:	
Value Percent:	
Continuous Index:	
Within 8" of Joint:	
Remarks:	

Code: **DAE**
Description: **Deposits Attached Encrustation**




Distance (ft): **54.9**
Structural Grade: **0**
O&M Grade: **2**
Clock Start/From: **8**
Clock To: **4**
1st Value:
2nd Value:
Value Percent: **10.000**
Continuous Index:
Within 8" of Joint: **YES**
Remarks:

Code: **TF**
Description: **Tap Factory**




Distance (ft): **95.4**
Structural Grade: **0**
O&M Grade: **0**
Clock Start/From: **12**
Clock To:
1st Value: **4.000**
2nd Value:
Value Percent:
Continuous Index:
Within 8" of Joint:
Remarks:

Code: **DAE**
Description: **Deposits Attached Encrustation**



Distance (ft): **164.3**
Structural Grade: **0**
O&M Grade: **3**
Clock Start/From: **8**
Clock To: **10**
1st Value:
2nd Value:
Value Percent: **15.000**
Continuous Index:
Within 8" of Joint: **YES**
Remarks:

Code: **AMH**
Description: **Manhole**



Distance (ft): **171.1**
Structural Grade: **0**
O&M Grade: **0**
Clock Start/From:
Clock To:
1st Value:
2nd Value:
Value Percent:
Continuous Index:
Within 8" of Joint: **NO**
Remarks: **M-103-007**