

Profile/Photo Observation Report




| | | | | | |
|-------------------|-----------------------|-------------|-----------------------|------------|----------------------|
| Date: | 04/11/2018 | Weather: | | Coding: | PACP 6.0 |
| Pipe Length (ft): | | Owner: | City of Hobart | Pre Clean: | Not Known |
| P.O.#: | 237 | Surveyor: | B. Helbling | PSR: | P-208-022-023 |
| Customer: | City of Hobart | Clean Date: | | Shape: | C |

| | | | |
|-------------------|------------------------------|-----------------------------|-----------------------|
| Street: | Wisconsin Street | Flow Control: | Not Controlled |
| City: | Hobart, IN | Year Renewed: | |
| Location: | Yard | Tape/Media #: | DEP237 |
| Purpose: | Routine Assessment | Dia/Height: | 15" |
| Use: | Sanitary | Material: | VCP |
| Drain Area: | | Lining: | |
| Category: | NA | | |
| Comment: | YES501824 Submittal 2 | | |
| Location Details: | | Direction of Survey: | Upstream |
| US MH: | M-208-023 | DS MH: | M-208-022 |
| | | Total Length Surveyed (ft): | 280.3 |

| | | | | | |
|-------------------|-------------|-------------------|-------------|--------------------|-------------|
| O&M Index: | 1.00 | O&M Quick: | 1100 | O&M Rating: | 1.00 |
| Structural Index: | 4.00 | Structural Quick: | 5131 | Structural Rating: | 8.00 |
| Overall Index: | 3.00 | Overall Quick: | 5131 | Overall Rating: | 9.00 |

| Position | Code | Observation | Video (sec) | Grade |
|-----------|------|--------------------------------|-------------|-------|
| M-208-022 | | | | |
| .0 | AMH | Manhole | 0 | NA |
| .0 | MWL | Water Level | 12 | NA |
| 4.2 | FH3 | Fracture Longitudinal Hinge, 3 | 133 | S 5 |
| 7.8 | RFJ | Roots Fine Joint | 220 | M 1 |
| 41.1 | TF | Tap Factory | 392 | NA |
| 44.3 | TF | Tap Factory | 431 | NA |
| 95.1 | TF | Tap Factory | 548 | NA |
| 98.1 | TF | Tap Factory | 581 | NA |
| 157.7 | TF | Tap Factory | 687 | NA |
| 160.9 | TF | Tap Factory | 715 | NA |
| 220.8 | TFA | Tap Factory Active | 856 | NA |
| 223.5 | TF | Tap Factory | 895 | NA |
| 229.6 | FS | Fracture Spiral | 1006 | S 3 |
| 269.2 | TF | Tap Factory | 1119 | NA |
| 272.5 | TF | Tap Factory | 1148 | NA |
| 280.3 | AMH | Manhole | 1192 | NA |
| M-208-023 | | | | |





Code: **MWL**
Description: **Water Level**

Distance (ft): **.0**
Structural Grade: **0**
O&M Grade: **0**
Clock Start/From:
Clock To:
1st Value:
2nd Value:
Value Percent: **5.000**
Continuous Index:
Within 8" of Joint: **NO**
Remarks:



Code: **FH3**
Description: **Fracture Longitudinal Hinge, 3**

Distance (ft): **4.2**
Structural Grade: **5**
O&M Grade: **0**
Clock Start/From: **9**
Clock To: **3**
1st Value:
2nd Value:
Value Percent:
Continuous Index:
Within 8" of Joint: **NO**
Remarks:




Code: **RFJ**
Description: **Roots Fine Joint**

Distance (ft): **7.8**
Structural Grade: **0**
O&M Grade: **1**
Clock Start/From: **7**
Clock To: **10**
1st Value:
2nd Value:
Value Percent:
Continuous Index:
Within 8" of Joint: **YES**
Remarks:



Code: **TF**
Description: **Tap Factory**

Distance (ft): **41.1**
Structural Grade: **0**
O&M Grade: **0**
Clock Start/From: **10**
Clock To:
1st Value: **4.000**
2nd Value:
Value Percent:
Continuous Index:
Within 8" of Joint: **NO**
Remarks:



Code: **TF**
Description: **Tap Factory**

Distance (ft): **44.3**
Structural Grade: **0**
O&M Grade: **0**
Clock Start/From: **2**
Clock To:
1st Value: **4.000**
2nd Value:
Value Percent:
Continuous Index:
Within 8" of Joint: **NO**
Remarks:



Code: **TF**
Description: **Tap Factory**

Distance (ft): **95.1**
Structural Grade: **0**
O&M Grade: **0**
Clock Start/From: **2**
Clock To:
1st Value: **4.000**
2nd Value:
Value Percent:
Continuous Index:
Within 8" of Joint: **NO**
Remarks:



Code: **TF**
Description: **Tap Factory**

Distance (ft): **98.1**
Structural Grade: **0**
O&M Grade: **0**
Clock Start/From: **10**
Clock To:
1st Value: **4.000**
2nd Value:
Value Percent:
Continuous Index:
Within 8" of Joint: **NO**
Remarks:




Code: **TF**
Description: **Tap Factory**

Distance (ft): **157.7**
Structural Grade: **0**
O&M Grade: **0**
Clock Start/From: **10**
Clock To:
1st Value: **4.000**
2nd Value:
Value Percent:
Continuous Index:
Within 8" of Joint: **NO**
Remarks:



Code: **TF**
Description: **Tap Factory**

Distance (ft): **160.9**
Structural Grade: **0**
O&M Grade: **0**
Clock Start/From: **2**
Clock To:
1st Value: **4.000**
2nd Value:
Value Percent:
Continuous Index:
Within 8" of Joint: **NO**
Remarks:




Code: **TFA**
Description: **Tap Factory Active**

Distance (ft): **220.8**
Structural Grade: **0**
O&M Grade: **0**
Clock Start/From: **10**
Clock To:
1st Value: **4.000**
2nd Value:
Value Percent:
Continuous Index:
Within 8" of Joint: **NO**
Remarks:



Code: **TF**
Description: **Tap Factory**

Distance (ft): **223.5**
Structural Grade: **0**
O&M Grade: **0**
Clock Start/From: **2**
Clock To:
1st Value: **4.000**
2nd Value:
Value Percent:
Continuous Index:
Within 8" of Joint: **NO**
Remarks:



Code: **FS**
Description: **Fracture Spiral**

Distance (ft): **229.6**
Structural Grade: **3**
O&M Grade: **0**
Clock Start/From: **7**
Clock To: **5**
1st Value:
2nd Value:
Value Percent:
Continuous Index:
Within 8" of Joint: **NO**
Remarks:




Code: **TF**
Description: **Tap Factory**

Distance (ft): **269.2**
Structural Grade: **0**
O&M Grade: **0**
Clock Start/From: **10**
Clock To:
1st Value: **4.000**
2nd Value:
Value Percent:
Continuous Index:
Within 8" of Joint: **NO**
Remarks:



Code: **TF**
Description: **Tap Factory**

Distance (ft): **272.5**
Structural Grade: **0**
O&M Grade: **0**
Clock Start/From: **2**
Clock To:
1st Value: **4.000**
2nd Value:
Value Percent:
Continuous Index:
Within 8" of Joint: **NO**
Remarks:



| | |
|---------------------|------------------|
| Code: | AMH |
| Description: | Manhole |
| Distance (ft): | 280.3 |
| Structural Grade: | 0 |
| O&M Grade: | 0 |
| Clock Start/From: | |
| Clock To: | |
| 1st Value: | |
| 2nd Value: | |
| Value Percent: | |
| Continuous Index: | |
| Within 8" of Joint: | NO |
| Remarks: | M-209-022 |