

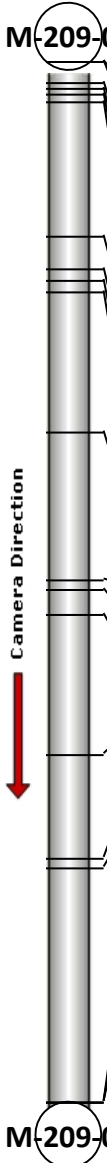
Profile/Photo Observation Report



Date:	03/19/2018	Weather:		Coding:	PACP 6.0
Pipe Length (ft):	311.4	Owner:	NA	Pre Clean:	No Pre-Cleaning
P.O.#:		Surveyor:	Byrd Fitzgerald	PSR:	P-209-017-018
Customer:		Clean Date:	01/01/1900	Shape:	C

Street:	FOXCROFT STREET	Flow Control:	Not Controlled
City:	Hobart, IN	Year Renewed:	
Location:	Light Highway	Tape/Media #:	
Purpose:	Routine Assessment	Dia/Height:	8"
Use:	Sanitary	Material:	VCP
Drain Area:	NA	Lining:	
Category:	NA		
Comment:	P_C at 216 ft nothing visible . flow direction wrong		
Location Details:		Direction of Survey:	Upstream
US MH:	M-209-018	DS MH:	M-209-017
		Total Length Surveyed (ft):	217.1

O&M Index:	1.99	O&M Quick:	2011	O&M Rating:	169.00
Structural Index:	4.00	Structural Quick:	4100	Structural Rating:	4.00
Overall Index:	2.01	Overall Quick:	4120	Overall Rating:	173.00

	Position	Code	Observation	Video (sec)	Grade
M-209-017					
	.0	AMH	Manhole	10	NA
	.0	MWL	Water Level	22	NA
	4.3	TF	Tap Factory	42	NA
	5.6	IW(S02)	Infil Weeper	57	M 2
	6.8	TF	Tap Factory	72	NA
	8.5	DAE(S01)	Deposits Attached Encrustation	89	M 2
	36.4	FM	Fracture Multiple	158	S 4
	43.1	TF	Tap Factory	184	NA
	45.6	TF	Tap Factory	201	NA
	48.1	TF	Tap Factory	219	NA
	77.4	MWL	Water Level	290	NA
	108.3	TF	Tap Factory	365	NA
	110.2	TF	Tap Factory	383	NA
	115.2	MWL	Water Level	405	NA
	144.6	RFJ	Roots Fine Joint	476	M 1
	166.4	TF	Tap Factory	532	NA
	168.1	TF	Tap Factory	548	NA
	217.1	IW(F02)	Infil Weeper	658	M 2
	217.1	MSA	Abandoned Survey	670	NA
	217.1	DAE(F01)	Deposits Attached Encrustation	681	M 2
M-209-018					

Code: **AMH**
Description: **Manhole**



Distance (ft): **.0**
Structural Grade: **0**
O&M Grade: **0**
Clock Start/From:
Clock To:
1st Value:
2nd Value:
Value Percent:
Continuous Index:
Within 8" of Joint: **NO**
Remarks: **M-209-017**

Code:	MWL
Description:	Water Level



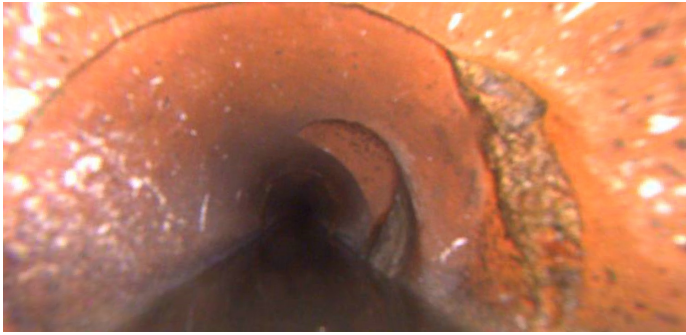
Distance (ft):	.0
Structural Grade:	0
O&M Grade:	0
Clock Start/From:	
Clock To:	
1st Value:	
2nd Value:	
Value Percent:	5.000
Continuous Index:	
Within 8" of Joint:	NO
Remarks:	

Code:	TF
Description:	Tap Factory



Distance (ft):	4.3
Structural Grade:	0
O&M Grade:	0
Clock Start/From:	11
Clock To:	
1st Value:	4.000
2nd Value:	
Value Percent:	
Continuous Index:	
Within 8" of Joint:	YES
Remarks:	

Code: **IW**
Description: **Infil Weeper**



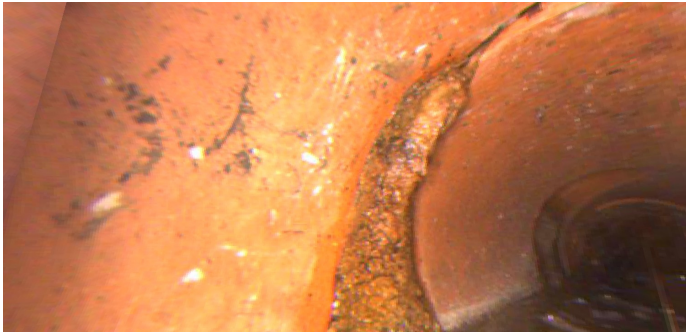
Distance (ft): **5.6**
Structural Grade: **0**
O&M Grade: **2**
Clock Start/From: **8**
Clock To: **4**
1st Value:
2nd Value:
Value Percent:
Continuous Index: **S02**
Within 8" of Joint: **YES**
Remarks:

Code: **TF**
Description: **Tap Factory**



Distance (ft): **6.8**
Structural Grade: **0**
O&M Grade: **0**
Clock Start/From: **2**
Clock To:
1st Value: **4.000**
2nd Value:
Value Percent:
Continuous Index:
Within 8" of Joint: **YES**
Remarks:

Code: **DAE**
Description: **Deposits Attached Encrustation**



Distance (ft): **8.5**
Structural Grade: **0**
O&M Grade: **2**
Clock Start/From: **7**
Clock To: **5**
1st Value:
2nd Value:
Value Percent: **5.000**
Continuous Index: **S01**
Within 8" of Joint: **YES**
Remarks: **wandering**

Code: **FM**
Description: **Fracture Multiple**



Distance (ft): **36.4**
Structural Grade: **4**
O&M Grade: **0**
Clock Start/From: **7**
Clock To: **5**
1st Value:
2nd Value:
Value Percent:
Continuous Index:
Within 8" of Joint: **YES**
Remarks:

Code: **TF**
Description: **Tap Factory**



Distance (ft): **43.1**
Structural Grade: **0**
O&M Grade: **0**
Clock Start/From: **9**
Clock To:
1st Value: **4.000**
2nd Value:
Value Percent:
Continuous Index:
Within 8" of Joint: **YES**
Remarks:

Code: **TF**
Description: **Tap Factory**



Distance (ft): **45.6**
Structural Grade: **0**
O&M Grade: **0**
Clock Start/From: **11**
Clock To:
1st Value: **4.000**
2nd Value:
Value Percent:
Continuous Index:
Within 8" of Joint: **YES**
Remarks:

Code: **TF**
Description: **Tap Factory**



Distance (ft): **48.1**
Structural Grade: **0**
O&M Grade: **0**
Clock Start/From: **2**
Clock To:
1st Value: **4.000**
2nd Value:
Value Percent:
Continuous Index:
Within 8" of Joint: **YES**
Remarks:

Code: **MWL**
Description: **Water Level**



Distance (ft): **77.4**
Structural Grade: **0**
O&M Grade: **0**
Clock Start/From:
Clock To:
1st Value:
2nd Value:
Value Percent: **50.000**
Continuous Index:
Within 8" of Joint: **NO**
Remarks:

Code: **TF**
Description: **Tap Factory**



Distance (ft): **108.3**
Structural Grade: **0**
O&M Grade: **0**
Clock Start/From: **10**
Clock To:
1st Value: **4.000**
2nd Value:
Value Percent:
Continuous Index:
Within 8" of Joint:
Remarks:

Code: **TF**
Description: **Tap Factory**




Distance (ft): **110.2**
Structural Grade: **0**
O&M Grade: **0**
Clock Start/From: **2**
Clock To:
1st Value: **4.000**
2nd Value:
Value Percent:
Continuous Index:
Within 8" of Joint: **YES**
Remarks:

Code: **MWL**
Description: **Water Level**



Distance (ft): **115.2**
Structural Grade: **0**
O&M Grade: **0**
Clock Start/From:
Clock To:
1st Value:
2nd Value:
Value Percent: **5.000**
Continuous Index:
Within 8" of Joint: **NO**
Remarks:

Code: **RFJ**
Description: **Roots Fine Joint**



Distance (ft): **144.6**
Structural Grade: **0**
O&M Grade: **1**
Clock Start/From: **2**
Clock To: **5**
1st Value:
2nd Value:
Value Percent:
Continuous Index:
Within 8" of Joint: **YES**
Remarks:

Code: **TF**
Description: **Tap Factory**




Distance (ft): **166.4**
Structural Grade: **0**
O&M Grade: **0**
Clock Start/From: **10**
Clock To:
1st Value: **4.000**
2nd Value:
Value Percent:
Continuous Index:
Within 8" of Joint: **YES**
Remarks:

Code: **TF**
Description: **Tap Factory**




Distance (ft): **168.1**
Structural Grade: **0**
O&M Grade: **0**
Clock Start/From: **1**
Clock To:
1st Value: **6.000**
2nd Value:
Value Percent:
Continuous Index:
Within 8" of Joint:
Remarks:

Code: **IW**
Description: **Infil Weeper**



Distance (ft): **217.1**
Structural Grade: **0**
O&M Grade: **2**
Clock Start/From: **8**
Clock To: **4**
1st Value:
2nd Value:
Value Percent:
Continuous Index: **F02**
Within 8" of Joint: **YES**
Remarks:

Code: **MSA**
Description: **Abandoned Survey**



Distance (ft): **217.1**
Structural Grade: **0**
O&M Grade: **0**
Clock Start/From:
Clock To:
1st Value:
2nd Value:
Value Percent:
Continuous Index:
Within 8" of Joint: **NO**
Remarks: **no blockage**



Code:	DAE
Description:	Deposits Attached Encrustation
Distance (ft):	217.1
Structural Grade:	0
O&M Grade:	2
Clock Start/From:	7
Clock To:	5
1st Value:	
2nd Value:	
Value Percent:	5.000
Continuous Index:	F01
Within 8" of Joint:	YES
Remarks:	wandering