

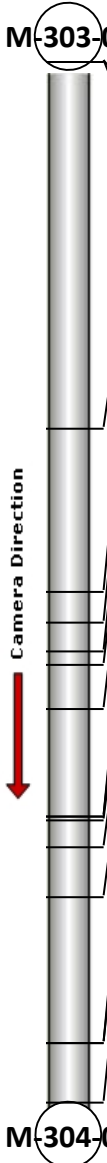
## Profile/Photo Observation Report



Date:	<b>04/07/2018</b>	Weather:		Coding:	<b>PACP 6.0</b>
Pipe Length (ft):		Owner:	<b>City of Hobart</b>	Pre Clean:	<b>No Pre-Cleaning</b>
P.O.#:	<b>13-1</b>	Surveyor:	<b>M. Pielacha</b>	PSR:	<b>M-303-001-M-304-003</b>
Customer:	<b>City of Hobart</b>	Clean Date:		Shape:	<b>C</b>

Street:	<b>Old Ridge Road</b>	Flow Control:	<b>Not Controlled</b>
City:	<b>Hobart, IN</b>	Year Renewed:	
Location:	<b>Light Highway</b>	Tape/Media #:	<b>DEP 13</b>
Purpose:	<b>Routine Assessment</b>	Dia/Height:	<b>18"</b>
Use:	<b>Sanitary</b>	Material:	<b>VCP</b>
Drain Area:		Lining:	
Category:	<b>NA</b>		
Comment:			
Location Details:		Direction of Survey:	<b>Downstream</b>
US MH:	<b>M-303-001</b>	DS MH:	<b>M-304-003</b>
		Total Length Surveyed (ft):	<b>356.1</b>

O&M Index:	<b>2.13</b>	O&M Quick:	<b>4131</b>	O&M Rating:	<b>49.00</b>
Structural Index:	<b>2.00</b>	Structural Quick:	<b>2100</b>	Structural Rating:	<b>2.00</b>
Overall Index:	<b>2.13</b>	Overall Quick:	<b>4131</b>	Overall Rating:	<b>51.00</b>

	Position	Code	Observation	Video (sec)	Grade
	.0	AMH	Manhole	0	NA
	.0	MWL	Water Level	14	NA
	125.6	DAE	Deposits Attached Encrustation	265	M 2
	181.4	IR	Infil Runner	349	M 4
	191.6	DAE	Deposits Attached Encrustation	371	M 2
	201.4	DAE	Deposits Attached Encrustation	392	M 2
	206.5	DAE	Deposits Attached Encrustation	408	M 2
	221.6	DAE(S01)	Deposits Attached Encrustation	438	M 2
	258.1	TBA	Tap Break-in Active	488	NA
	258.1	DAE(F01)	Deposits Attached Encrustation	503	M 2
	259.2	CL	Crack Longitudinal	511	S 2
	268.9	TFC	Tap Factory Capped	534	NA
	285.6	DAE(S02)	Deposits Attached Encrustation	574	M 2
	335.7	ID	Infil Dripper	642	M 3
	335.7	DAE(F02)	Deposits Attached Encrustation	655	M 2
	356.1	AMH	Manhole	692	NA



Code: **AMH**  
 Description: **Manhole**  
  
 Distance (ft): **.0**  
 Structural Grade: **0**  
 O&M Grade: **0**  
 Clock Start/From:  
 Clock To:  
 1st Value:  
 2nd Value:  
 Value Percent:  
 Continuous Index:  
 Within 8" of Joint: **NO**  
 Remarks: **M-303-001**



Code: **MWL**  
Description: **Water Level**

Distance (ft): **.0**  
Structural Grade: **0**  
O&M Grade: **0**  
Clock Start/From:  
Clock To:  
1st Value:  
2nd Value:  
Value Percent: **10.000**  
Continuous Index:  
Within 8" of Joint: **NO**  
Remarks:



Code: **DAE**  
Description: **Deposits Attached Encrustation**

Distance (ft): **125.6**  
Structural Grade: **0**  
O&M Grade: **2**  
Clock Start/From: **7**  
Clock To: **11**  
1st Value:  
2nd Value:  
Value Percent: **10.000**  
Continuous Index:  
Within 8" of Joint: **YES**  
Remarks:

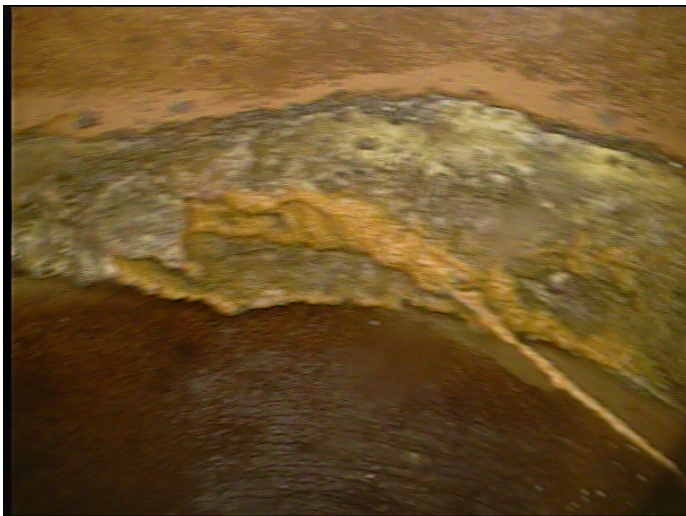
---



Code: **IR**  
 Description: **Infil Runner**

Distance (ft): **181.4**  
 Structural Grade: **0**  
 O&M Grade: **4**  
 Clock Start/From: **12**  
 Clock To:  
 1st Value:  
 2nd Value:  
 Value Percent:  
 Continuous Index:  
 Within 8" of Joint: **YES**  
 Remarks:

---



Code: **DAE**  
 Description: **Deposits Attached Encrustation**

Distance (ft): **191.6**  
 Structural Grade: **0**  
 O&M Grade: **2**  
 Clock Start/From: **1**  
 Clock To: **5**  
 1st Value:  
 2nd Value:  
 Value Percent: **5.000**  
 Continuous Index:  
 Within 8" of Joint: **YES**  
 Remarks:

---





Code: **DAE**  
Description: **Deposits Attached Encrustation**

Distance (ft): **201.4**  
Structural Grade: **0**  
O&M Grade: **2**  
Clock Start/From: **7**  
Clock To: **11**  
1st Value:  
2nd Value:  
Value Percent: **5.000**  
Continuous Index:  
Within 8" of Joint: **YES**  
Remarks:

---



Code: **DAE**  
Description: **Deposits Attached Encrustation**

Distance (ft): **206.5**  
Structural Grade: **0**  
O&M Grade: **2**  
Clock Start/From: **7**  
Clock To: **11**  
1st Value:  
2nd Value:  
Value Percent: **5.000**  
Continuous Index:  
Within 8" of Joint: **YES**  
Remarks:

---



Code: **DAE**  
Description: **Deposits Attached Encrustation**

Distance (ft): **221.6**  
Structural Grade: **0**  
O&M Grade: **2**  
Clock Start/From: **7**  
Clock To: **5**  
1st Value:  
2nd Value:  
Value Percent: **5.000**  
Continuous Index: **S01**  
Within 8" of Joint: **YES**  
Remarks:

---



Code: **TBA**  
Description: **Tap Break-in Active**

Distance (ft): **258.1**  
Structural Grade: **0**  
O&M Grade: **0**  
Clock Start/From: **2**  
Clock To:  
1st Value: **4.000**  
2nd Value:  
Value Percent:  
Continuous Index:  
Within 8" of Joint: **NO**  
Remarks:

---



Code:	<b>DAE</b>
Description:	<b>Deposits Attached Encrustation</b>
Distance (ft):	<b>258.1</b>
Structural Grade:	<b>0</b>
O&M Grade:	<b>2</b>
Clock Start/From:	<b>7</b>
Clock To:	<b>5</b>
1st Value:	
2nd Value:	
Value Percent:	<b>5.000</b>
Continuous Index:	<b>F01</b>
Within 8" of Joint:	<b>NO</b>
Remarks:	

---



Code:	<b>CL</b>
Description:	<b>Crack Longitudinal</b>
Distance (ft):	<b>259.2</b>
Structural Grade:	<b>2</b>
O&M Grade:	<b>0</b>
Clock Start/From:	<b>12</b>
Clock To:	
1st Value:	
2nd Value:	
Value Percent:	
Continuous Index:	
Within 8" of Joint:	<b>YES</b>
Remarks:	

---





Code: **TFC**  
Description: **Tap Factory Capped**

Distance (ft): **268.9**  
Structural Grade: **0**  
O&M Grade: **0**  
Clock Start/From: **2**  
Clock To:  
1st Value: **4.000**  
2nd Value:  
Value Percent:  
Continuous Index:  
Within 8" of Joint: **NO**  
Remarks:

---



Code: **DAE**  
Description: **Deposits Attached Encrustation**

Distance (ft): **285.6**  
Structural Grade: **0**  
O&M Grade: **2**  
Clock Start/From: **7**  
Clock To: **5**  
1st Value:  
2nd Value:  
Value Percent: **5.000**  
Continuous Index: **S02**  
Within 8" of Joint: **YES**  
Remarks:

---






Code: **ID**  
Description: **Infil Dripper**

Distance (ft): **335.7**  
Structural Grade: **0**  
O&M Grade: **3**  
Clock Start/From: **11**  
Clock To:  
1st Value:  
2nd Value:  
Value Percent:  
Continuous Index:  
Within 8" of Joint: **YES**  
Remarks:


---



Code: **DAE**  
Description: **Deposits Attached Encrustation**

Distance (ft): **335.7**  
Structural Grade: **0**  
O&M Grade: **2**  
Clock Start/From: **7**  
Clock To: **5**  
1st Value:  
2nd Value:  
Value Percent: **5.000**  
Continuous Index: **F02**  
Within 8" of Joint: **NO**  
Remarks:

---



Code:	<b>AMH</b>
Description:	<b>Manhole</b>
Distance (ft):	<b>356.1</b>
Structural Grade:	<b>0</b>
O&M Grade:	<b>0</b>
Clock Start/From:	
Clock To:	
1st Value:	
2nd Value:	
Value Percent:	
Continuous Index:	
Within 8" of Joint:	<b>NO</b>
Remarks:	<b>M-304-003</b>