

Profile/Photo Observation Report




Date:	09/25/2018	Weather:		Coding:	PACP 6.0
Pipe Length (ft):	184.8	Owner:	NA	Pre Clean:	Not Known
P.O.#:		Surveyor:	Selasie Honu	PSR:	P-303-025-024
Customer:		Clean Date:	01/01/1900	Shape:	C

Street:	ALLEY BETWEEN W 39TH AVE & W 3	Flow Control:	Not Controlled
City:	Hobart, IN	Year Renewed:	
Location:	Light Highway	Tape/Media #:	
Purpose:	Routine Assessment	Dia/Height:	10"
Use:	Sanitary	Material:	VCP
Drain Area:	NA	Lining:	
Category:	NA		
Comment:			

Location Details:		Direction of Survey:	Downstream
US MH:	M-303-024	DS MH:	M-303-025
		Total Length Surveyed (ft):	165.0

O&M Index:	2.13	O&M Quick:	4231	O&M Rating:	17.00
Structural Index:	2.40	Structural Quick:	3223	Structural Rating:	12.00
Overall Index:	2.23	Overall Quick:	4233	Overall Rating:	29.00


	Position	Code	Observation	Video (sec)	Grade
	.0	AMH	Manhole	10	NA
	.0	MWL	Water Level	21	NA
	4.2	RFJ	Roots Fine Joint	41	M 1
	9.0	RFJ	Roots Fine Joint	62	M 1
	23.5	RFJ	Roots Fine Joint	102	M 1
	28.4	RFJ	Roots Fine Joint	124	M 1
	38.4	DAE	Deposits Attached Encrustation	155	M 3
	39.5	FL	Fracture Longitudinal	169	S 3
	42.1	TF	Tap Factory	185	NA
	63.7	DAE	Deposits Attached Encrustation	240	M 4
	64.7	FL	Fracture Longitudinal	254	S 3
	64.7	FC	Fracture Circumferential	265	S 2
	64.7	DAE	Deposits Attached Encrustation	276	M 2
	68.3	FC	Fracture Circumferential	295	S 2
	69.6	TF	Tap Factory	309	NA
	71.2	TF	Tap Factory	324	NA
	148.7	TF	Tap Factory	491	NA
	150.5	TF	Tap Factory	506	NA
	161.3	DAE	Deposits Attached Encrustation	539	M 4
	162.2	FC	Fracture Circumferential	552	S 2
	165.0	AMH	Manhole	569	NA

Code: **AMH**
Description: **Manhole**




Distance (ft): **.0**
Structural Grade: **0**
O&M Grade: **0**
Clock Start/From:
Clock To:
1st Value:
2nd Value:
Value Percent:
Continuous Index:
Within 8" of Joint: **NO**
Remarks: **M-303-024**

Code:	MWL
Description:	Water Level




Distance (ft):	.0
Structural Grade:	0
O&M Grade:	0
Clock Start/From:	
Clock To:	
1st Value:	
2nd Value:	
Value Percent:	5.000
Continuous Index:	
Within 8" of Joint:	NO
Remarks:	

Code:	RFJ
Description:	Roots Fine Joint



Distance (ft):	4.2
Structural Grade:	0
O&M Grade:	1
Clock Start/From:	7
Clock To:	5
1st Value:	
2nd Value:	
Value Percent:	
Continuous Index:	
Within 8" of Joint:	YES
Remarks:	

Code: **RFJ**
Description: **Roots Fine Joint**



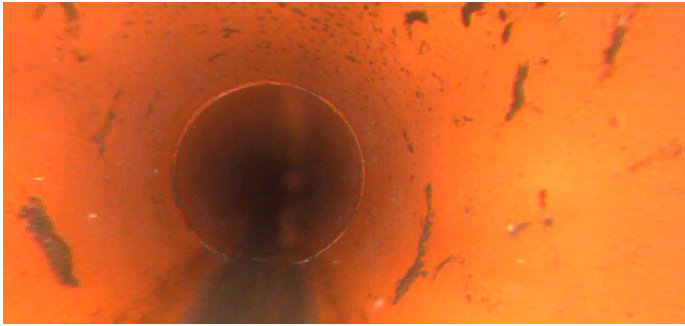
Distance (ft): **9.0**
Structural Grade: **0**
O&M Grade: **1**
Clock Start/From: **8**
Clock To: **5**
1st Value:
2nd Value:
Value Percent:
Continuous Index:
Within 8" of Joint: **YES**
Remarks:

Code: **RFJ**
Description: **Roots Fine Joint**



Distance (ft): **23.5**
Structural Grade: **0**
O&M Grade: **1**
Clock Start/From: **8**
Clock To: **4**
1st Value:
2nd Value:
Value Percent:
Continuous Index:
Within 8" of Joint: **YES**
Remarks:

Code: **RFJ**
Description: **Roots Fine Joint**




Distance (ft): **28.4**
Structural Grade: **0**
O&M Grade: **1**
Clock Start/From: **7**
Clock To: **5**
1st Value:
2nd Value:
Value Percent:
Continuous Index:
Within 8" of Joint: **YES**
Remarks:

Code: **DAE**
Description: **Deposits Attached Encrustation**




Distance (ft): **38.4**
Structural Grade: **0**
O&M Grade: **3**
Clock Start/From: **3**
Clock To: **5**
1st Value:
2nd Value:
Value Percent: **15.000**
Continuous Index:
Within 8" of Joint: **YES**
Remarks:

Code: **FL**
Description: **Fracture Longitudinal**



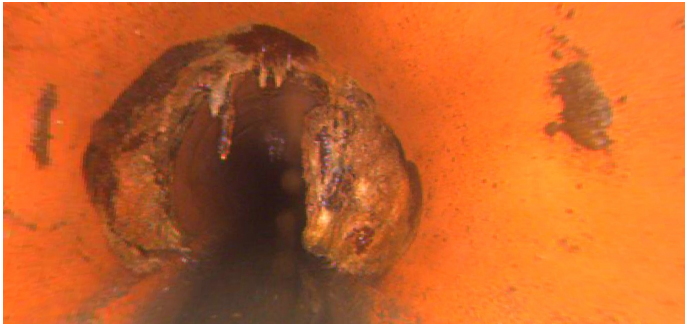
Distance (ft): **39.5**
Structural Grade: **3**
O&M Grade: **0**
Clock Start/From: **4**
Clock To:
1st Value:
2nd Value:
Value Percent:
Continuous Index:
Within 8" of Joint:
Remarks:

Code: **TF**
Description: **Tap Factory**




Distance (ft): **42.1**
Structural Grade: **0**
O&M Grade: **0**
Clock Start/From: **12**
Clock To:
1st Value: **4.000**
2nd Value:
Value Percent:
Continuous Index:
Within 8" of Joint:
Remarks:

Code: **DAE**
Description: **Deposits Attached Encrustation**



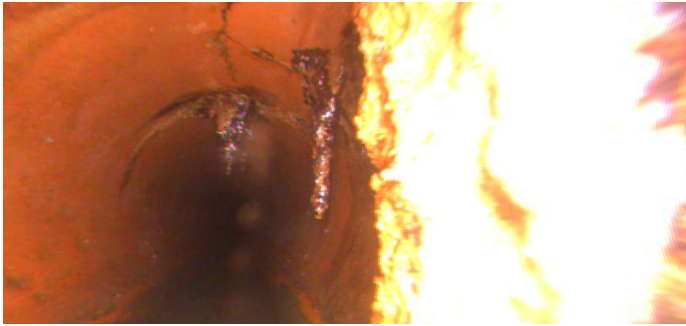
Distance (ft): **63.7**
Structural Grade: **0**
O&M Grade: **4**
Clock Start/From: **8**
Clock To: **4**
1st Value:
2nd Value:
Value Percent: **30.000**
Continuous Index:
Within 8" of Joint: **NO**
Remarks:

Code: **FL**
Description: **Fracture Longitudinal**



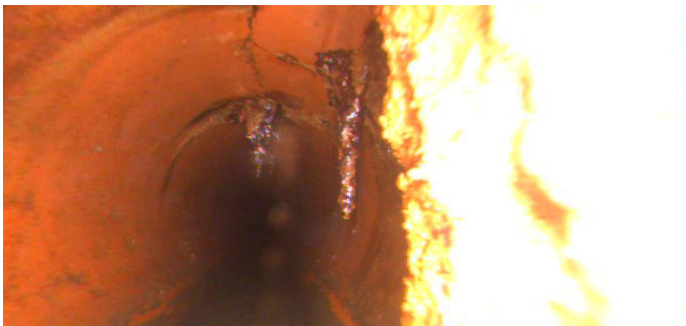
Distance (ft): **64.7**
Structural Grade: **3**
O&M Grade: **0**
Clock Start/From: **12**
Clock To:
1st Value:
2nd Value:
Value Percent:
Continuous Index:
Within 8" of Joint:
Remarks:

Code: **FC**
Description: **Fracture Circumferential**




Distance (ft): **64.7**
Structural Grade: **2**
O&M Grade: **0**
Clock Start/From: **12**
Clock To: **3**
1st Value:
2nd Value:
Value Percent:
Continuous Index:
Within 8" of Joint:
Remarks:

Code: **DAE**
Description: **Deposits Attached Encrustation**



Distance (ft): **64.7**
Structural Grade: **0**
O&M Grade: **2**
Clock Start/From: **9**
Clock To: **4**
1st Value:
2nd Value:
Value Percent: **10.000**
Continuous Index:
Within 8" of Joint: **NO**
Remarks:

Code: **FC**
Description: **Fracture Circumferential**




Distance (ft): **68.3**
Structural Grade: **2**
O&M Grade: **0**
Clock Start/From: **9**
Clock To: **10**
1st Value:
2nd Value:
Value Percent:
Continuous Index:
Within 8" of Joint: **YES**
Remarks:

Code: **TF**
Description: **Tap Factory**



Distance (ft): **69.6**
Structural Grade: **0**
O&M Grade: **0**
Clock Start/From: **10**
Clock To:
1st Value: **4.000**
2nd Value:
Value Percent:
Continuous Index:
Within 8" of Joint:
Remarks:

Code: **TF**
Description: **Tap Factory**



Distance (ft): **71.2**
Structural Grade: **0**
O&M Grade: **0**
Clock Start/From: **10**
Clock To:
1st Value: **4.000**
2nd Value:
Value Percent:
Continuous Index:
Within 8" of Joint:
Remarks:

Code: **TF**
Description: **Tap Factory**



Distance (ft): **148.7**
Structural Grade: **0**
O&M Grade: **0**
Clock Start/From: **3**
Clock To:
1st Value: **4.000**
2nd Value:
Value Percent:
Continuous Index:
Within 8" of Joint:
Remarks:

Code: **TF**
Description: **Tap Factory**



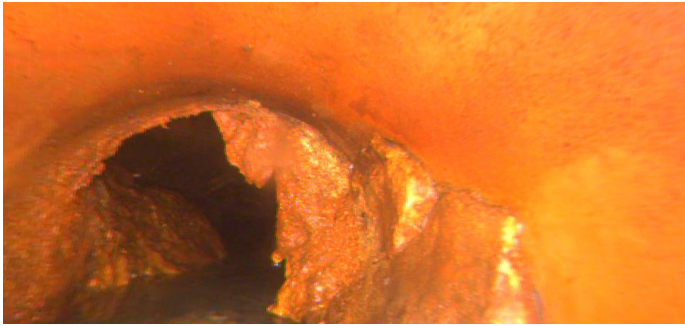
Distance (ft): **150.5**
Structural Grade: **0**
O&M Grade: **0**
Clock Start/From: **9**
Clock To:
1st Value: **4.000**
2nd Value:
Value Percent:
Continuous Index:
Within 8" of Joint:
Remarks:

Code: **DAE**
Description: **Deposits Attached Encrustation**



Distance (ft): **161.3**
Structural Grade: **0**
O&M Grade: **4**
Clock Start/From: **9**
Clock To: **3**
1st Value:
2nd Value:
Value Percent: **30.000**
Continuous Index:
Within 8" of Joint: **YES**
Remarks:

Code: **FC**
Description: **Fracture Circumferential**



Distance (ft): **162.2**
Structural Grade: **2**
O&M Grade: **0**
Clock Start/From: **1**
Clock To: **3**
1st Value:
2nd Value:
Value Percent:
Continuous Index:
Within 8" of Joint: **YES**
Remarks:

Code: **AMH**
Description: **Manhole**



Distance (ft): **165.0**
Structural Grade: **0**
O&M Grade: **0**
Clock Start/From:
Clock To:
1st Value:
2nd Value:
Value Percent:
Continuous Index:
Within 8" of Joint: **NO**
Remarks: **M-303-025**