

## Profile/Photo Observation Report

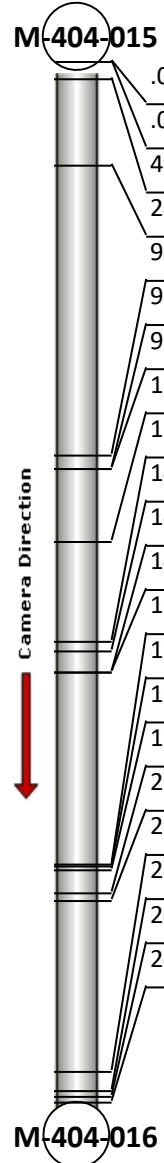


Date:	<b>04/16/2018</b>	Weather:		Coding:	<b>PACP 6.0</b>
Pipe Length (ft):	<b>317.0</b>	Owner:	<b>NA</b>	Pre Clean:	<b>Not Known</b>
P.O.#:		Surveyor:	<b>Selasie Honu</b>	PSR:	<b>P-404-016-015</b>
Customer:		Clean Date:	<b>01/01/1900</b>	Shape:	<b>C</b>

Street:	<b>Summerlin</b>	Flow Control:	<b>Not Controlled</b>
City:	<b>Hobart, IN</b>	Year Renewed:	
Location:	<b>Light Highway</b>	Tape/Media #:	
Purpose:	<b>Not Known</b>	Dia/Height:	<b>10"</b>
Use:	<b>Sanitary</b>	Material:	<b>VCP</b>
Drain Area:	<b>NA</b>	Lining:	
Category:	<b>NA</b>		
Comment:			

Location Details:		Direction of Survey:	<b>Downstream</b>
US MH:	<b>M-404-015</b>	DS MH:	<b>M-404-016</b>
		Total Length Surveyed (ft):	<b>249.7</b>

O&M Index:	<b>2.55</b>	O&M Quick:	<b>3625</b>	O&M Rating:	<b>28.00</b>
Structural Index:	<b>2.25</b>	Structural Quick:	<b>3123</b>	Structural Rating:	<b>9.00</b>
Overall Index:	<b>2.47</b>	Overall Quick:	<b>3728</b>	Overall Rating:	<b>37.00</b>

	Position	Code	Observation	Video (sec)	Grade
	M-404-015				
	.0	AMH	Manhole	10	NA
	.0	MWL	Water Level	21	NA
	4.2	DAE	Deposits Attached Encrustation	41	M 2
	24.8	DAE	Deposits Attached Encrustation	94	M 3
	94.4	MWLS	Water Level Sag	245	S 2
	97.6	DAE	Deposits Attached Encrustation	263	M 3
	97.7	TF	Tap Factory	277	NA
	115.4	MWLS	Water Level Sag	326	S 2
	139.1	TF	Tap Factory	385	NA
	141.3	TFA	Tap Factory Active	401	NA
	146.7	DAE	Deposits Attached Encrustation	424	M 2
	146.7	FL	Fracture Longitudinal	435	S 3
	192.6	DAE	Deposits Attached Encrustation	539	M 2
	192.9	IW	Infil Weeper	551	M 2
	193.8	MWLS	Water Level Sag	565	S 2
	199.6	TFA	Tap Factory Active	588	NA
	201.4	TF	Tap Factory	604	NA
	242.1	IW	Infil Weeper	697	M 2
	247.1	DAE	Deposits Attached Encrustation	719	M 3
	248.3	TF	Tap Factory	733	NA
	249.7	MSA	Abandoned Survey	748	NA
	M-404-016				

Code: **AMH**  
Description: **Manhole**



Distance (ft): **.0**  
Structural Grade: **0**  
O&M Grade: **0**  
Clock Start/From:  
Clock To:  
1st Value:  
2nd Value:  
Value Percent:  
Continuous Index:  
Within 8" of Joint: **NO**  
Remarks: **M-404-015**

---

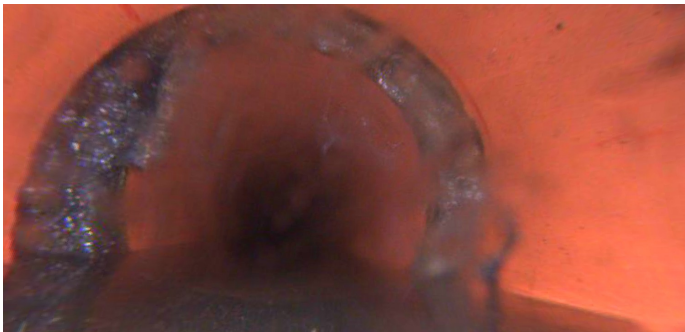
Code:	<b>MWL</b>
Description:	<b>Water Level</b>



Distance (ft):	<b>.0</b>
Structural Grade:	<b>0</b>
O&M Grade:	<b>0</b>
Clock Start/From:	
Clock To:	
1st Value:	
2nd Value:	
Value Percent:	<b>5.000</b>
Continuous Index:	
Within 8" of Joint:	<b>NO</b>
Remarks:	

---

Code:	<b>DAE</b>
Description:	<b>Deposits Attached Encrustation</b>



Distance (ft):	<b>4.2</b>
Structural Grade:	<b>0</b>
O&M Grade:	<b>2</b>
Clock Start/From:	<b>8</b>
Clock To:	<b>4</b>
1st Value:	
2nd Value:	
Value Percent:	<b>10.000</b>
Continuous Index:	
Within 8" of Joint:	<b>YES</b>
Remarks:	

---

Code: **DAE**  
Description: **Deposits Attached Encrustation**



Distance (ft): **24.8**  
Structural Grade: **0**  
O&M Grade: **3**  
Clock Start/From: **7**  
Clock To: **9**  
1st Value:  
2nd Value:  
Value Percent: **20.000**  
Continuous Index:  
Within 8" of Joint: **YES**  
Remarks:

---


Code: **MWLS**  
Description: **Water Level Sag**



Distance (ft): **94.4**  
Structural Grade: **2**  
O&M Grade: **3**  
Clock Start/From:  
Clock To:  
1st Value:  
2nd Value:  
Value Percent: **15.000**  
Continuous Index:  
Within 8" of Joint: **NO**  
Remarks:

---

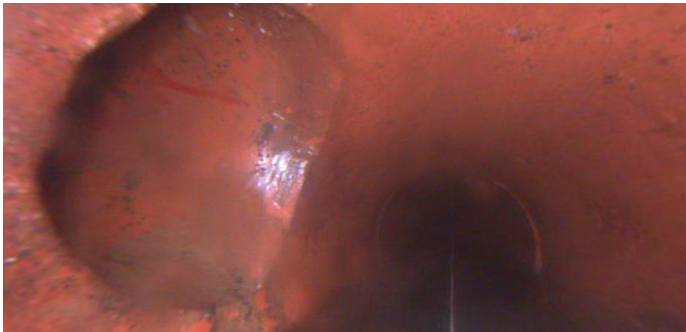
Code: **DAE**  
Description: **Deposits Attached Encrustation**



Distance (ft): **97.6**  
Structural Grade: **0**  
O&M Grade: **3**  
Clock Start/From: **7**  
Clock To: **5**  
1st Value:  
2nd Value:  
Value Percent: **20.000**  
Continuous Index:  
Within 8" of Joint: **YES**  
Remarks:

---


Code: **TF**  
Description: **Tap Factory**



Distance (ft): **97.7**  
Structural Grade: **0**  
O&M Grade: **0**  
Clock Start/From: **2**  
Clock To:  
1st Value: **4.000**  
2nd Value:  
Value Percent:  
Continuous Index:  
Within 8" of Joint:  
Remarks:

---

Code: **MWLS**  
Description: **Water Level Sag**



Distance (ft): **115.4**  
Structural Grade: **2**  
O&M Grade: **3**  
Clock Start/From:  
Clock To:  
1st Value:  
2nd Value:  
Value Percent: **15.000**  
Continuous Index:  
Within 8" of Joint: **NO**  
Remarks:

---

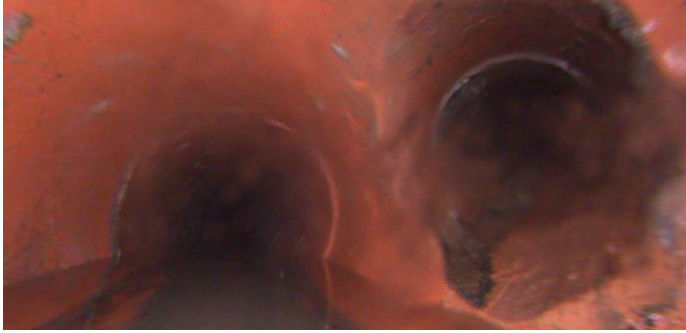
Code: **TF**  
Description: **Tap Factory**



Distance (ft): **139.1**  
Structural Grade: **0**  
O&M Grade: **0**  
Clock Start/From: **9**  
Clock To:  
1st Value: **4.000**  
2nd Value:  
Value Percent:  
Continuous Index:  
Within 8" of Joint:  
Remarks:

---


Code: **TFA**  
Description: **Tap Factory Active**



Distance (ft): **141.3**  
Structural Grade: **0**  
O&M Grade: **0**  
Clock Start/From: **3**  
Clock To:  
1st Value: **4.000**  
2nd Value:  
Value Percent:  
Continuous Index:  
Within 8" of Joint:  
Remarks:

---


Code: **DAE**  
Description: **Deposits Attached Encrustation**



Distance (ft): **146.7**  
Structural Grade: **0**  
O&M Grade: **2**  
Clock Start/From: **8**  
Clock To: **4**  
1st Value:  
2nd Value:  
Value Percent: **5.000**  
Continuous Index:  
Within 8" of Joint: **YES**  
Remarks:



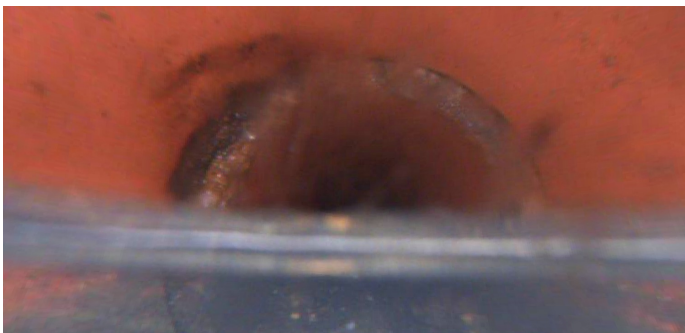
Code: **FL**  
Description: **Fracture Longitudinal**



Distance (ft): **146.7**  
Structural Grade: **3**  
O&M Grade: **0**  
Clock Start/From: **11**  
Clock To:  
1st Value:  
2nd Value:  
Value Percent:  
Continuous Index:  
Within 8" of Joint: **YES**  
Remarks:

---

Code: **DAE**  
Description: **Deposits Attached Encrustation**

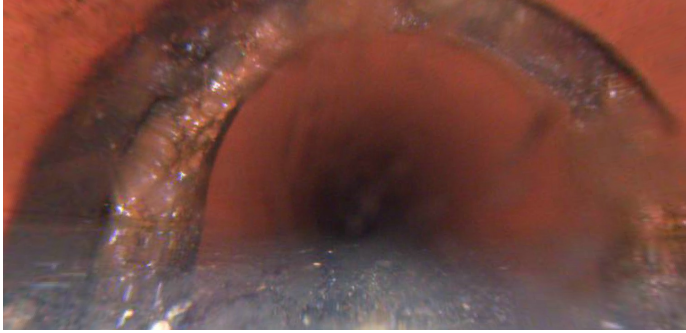


Distance (ft): **192.6**  
Structural Grade: **0**  
O&M Grade: **2**  
Clock Start/From: **7**  
Clock To: **11**  
1st Value:  
2nd Value:  
Value Percent: **10.000**  
Continuous Index:  
Within 8" of Joint: **YES**  
Remarks:

---



Code: **IW**  
Description: **Infil Weeper**



Distance (ft): **192.9**  
Structural Grade: **0**  
O&M Grade: **2**  
Clock Start/From: **8**  
Clock To: **4**  
1st Value:  
2nd Value:  
Value Percent:  
Continuous Index:  
Within 8" of Joint: **YES**  
Remarks:


---

Code: **MWLS**  
Description: **Water Level Sag**



Distance (ft): **193.8**  
Structural Grade: **2**  
O&M Grade: **3**  
Clock Start/From:  
Clock To:  
1st Value:  
2nd Value:  
Value Percent: **10.000**  
Continuous Index:  
Within 8" of Joint: **NO**  
Remarks:

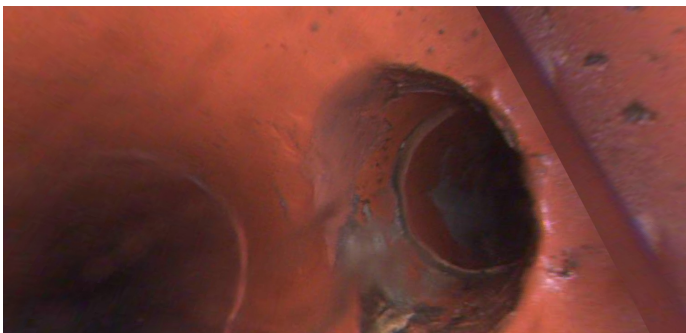
Code: **TFA**  
Description: **Tap Factory Active**



Distance (ft): **199.6**  
Structural Grade: **0**  
O&M Grade: **0**  
Clock Start/From: **9**  
Clock To:  
1st Value: **4.000**  
2nd Value:  
Value Percent:  
Continuous Index:  
Within 8" of Joint:  
Remarks:

---

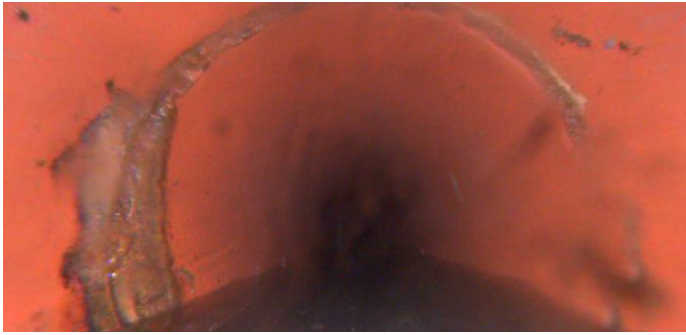
Code: **TF**  
Description: **Tap Factory**



Distance (ft): **201.4**  
Structural Grade: **0**  
O&M Grade: **0**  
Clock Start/From: **2**  
Clock To:  
1st Value: **4.000**  
2nd Value:  
Value Percent:  
Continuous Index:  
Within 8" of Joint:  
Remarks:

---

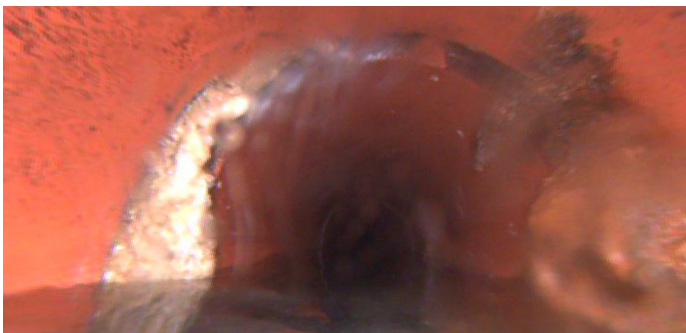
Code: **IW**  
Description: **Infil Weeper**



Distance (ft): **242.1**  
Structural Grade: **0**  
O&M Grade: **2**  
Clock Start/From: **8**  
Clock To: **4**  
1st Value:  
2nd Value:  
Value Percent:  
Continuous Index:  
Within 8" of Joint: **YES**  
Remarks:

---


Code: **DAE**  
Description: **Deposits Attached Encrustation**



Distance (ft): **247.1**  
Structural Grade: **0**  
O&M Grade: **3**  
Clock Start/From: **7**  
Clock To: **5**  
1st Value:  
2nd Value:  
Value Percent: **20.000**  
Continuous Index:  
Within 8" of Joint: **YES**  
Remarks:

---

Code: **TF**  
Description: **Tap Factory**



Distance (ft): **248.3**  
Structural Grade: **0**  
O&M Grade: **0**  
Clock Start/From: **3**  
Clock To:  
1st Value: **4.000**  
2nd Value:  
Value Percent:  
Continuous Index:  
Within 8" of Joint:  
Remarks:

---

Code: **MSA**  
Description: **Abandoned Survey**



Distance (ft): **249.7**  
Structural Grade: **0**  
O&M Grade: **0**  
Clock Start/From:  
Clock To:  
1st Value:  
2nd Value:  
Value Percent:  
Continuous Index:  
Within 8" of Joint: **NO**  
Remarks: **camera stopped**