

Profile/Photo Observation Report




Date:	04/16/2018	Weather:		Coding:	PACP 6.0
Pipe Length (ft):	339.3	Owner:	NA	Pre Clean:	Not Known
P.O.#:		Surveyor:	Selasie Honu	PSR:	P-404-027-026
Customer:		Clean Date:	01/01/1900	Shape:	C

Street:	DEARBORN ST	Flow Control:	Not Controlled
City:	Hobart, IN	Year Renewed:	
Location:	Light Highway	Tape/Media #:	
Purpose:	Not Known	Dia/Height:	10"
Use:	Sanitary	Material:	VCP
Drain Area:	NA	Lining:	
Category:	NA		
Comment:			

Location Details:		Direction of Survey:	Downstream
US MH:	M-404-026	DS MH:	M-404-027
		Total Length Surveyed (ft):	223.0

O&M Index:	2.29	O&M Quick:	3225	O&M Rating:	16.00
Structural Index:	3.00	Structural Quick:	3200	Structural Rating:	6.00
Overall Index:	2.44	Overall Quick:	3425	Overall Rating:	22.00


	Position	Code	Observation	Video (sec)	Grade
M-404-026					
	.0	AMH	Manhole	10	NA
	.0	MWL	Water Level	21	NA
	25.9	FS	Fracture Spiral	84	S 3
	25.9	IW	Infil Weeper	96	M 2
	25.9	TBI	Tap Break-in Intruding	107	M 2
	25.9	TF	Tap Factory	118	NA
	32.2	DAE	Deposits Attached Encrustation	142	M 3
	32.3	IW	Infil Weeper	154	M 2
	40.7	MWL	Water Level	182	NA
	81.8	TFA	Tap Factory Active	276	NA
	83.7	DAE	Deposits Attached Encrustation	291	M 3
	83.8	TFA	Tap Factory Active	303	NA
	84.0	CM	Crack Multiple	316	S 3
	155.5	TF	Tap Factory	471	NA
	157.7	TFA	Tap Factory Active	487	NA
	173.8	TB	Tap Break-in	532	NA
	202.5	TFA	Tap Factory Active	602	NA
	215.2	TFD	Tap Factory Defective	639	M 2
	215.2	DAE	Deposits Attached Encrustation	650	M 2
	223.0	MSA	Abandoned Survey	677	NA
M-404-027					

Code: **AMH**
Description: **Manhole**



Distance (ft): **.0**
Structural Grade: **0**
O&M Grade: **0**
Clock Start/From:
Clock To:
1st Value:
2nd Value:
Value Percent:
Continuous Index:
Within 8" of Joint: **NO**
Remarks: **M-404-026**

Code:	MWL
Description:	Water Level



Distance (ft):	.0
Structural Grade:	0
O&M Grade:	0
Clock Start/From:	
Clock To:	
1st Value:	
2nd Value:	
Value Percent:	5.000
Continuous Index:	
Within 8" of Joint:	NO
Remarks:	

Code:	FS
Description:	Fracture Spiral




Distance (ft):	25.9
Structural Grade:	3
O&M Grade:	0
Clock Start/From:	7
Clock To:	12
1st Value:	
2nd Value:	
Value Percent:	
Continuous Index:	
Within 8" of Joint:	
Remarks:	

Code: **IW**
Description: **Infil Weeper**




Distance (ft): **25.9**
Structural Grade: **0**
O&M Grade: **2**
Clock Start/From: **7**
Clock To: **12**
1st Value:
2nd Value:
Value Percent:
Continuous Index:
Within 8" of Joint:
Remarks:

Code: **TBI**
Description: **Tap Break-in Intruding**



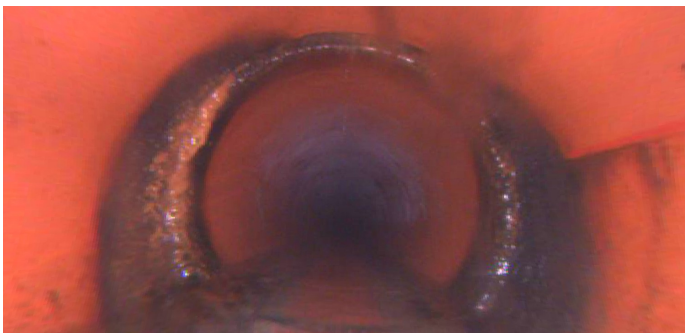
Distance (ft): **25.9**
Structural Grade: **0**
O&M Grade: **2**
Clock Start/From: **9**
Clock To:
1st Value: **6.000**
2nd Value: **2.000**
Value Percent:
Continuous Index:
Within 8" of Joint:
Remarks:

Code: **TF**
Description: **Tap Factory**



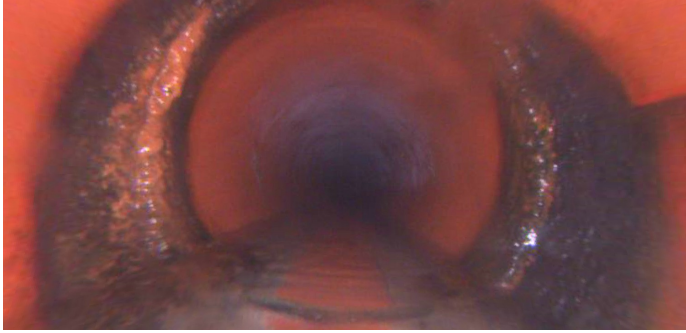
Distance (ft): **25.9**
Structural Grade: **0**
O&M Grade: **0**
Clock Start/From: **3**
Clock To:
1st Value: **4.000**
2nd Value:
Value Percent:
Continuous Index:
Within 8" of Joint:
Remarks:

Code: **DAE**
Description: **Deposits Attached Encrustation**



Distance (ft): **32.2**
Structural Grade: **0**
O&M Grade: **3**
Clock Start/From: **7**
Clock To: **5**
1st Value:
2nd Value:
Value Percent: **20.000**
Continuous Index:
Within 8" of Joint: **YES**
Remarks:

Code: **IW**
Description: **Infil Weeper**




Distance (ft): **32.3**
Structural Grade: **0**
O&M Grade: **2**
Clock Start/From: **8**
Clock To: **4**
1st Value:
2nd Value:
Value Percent:
Continuous Index:
Within 8" of Joint: **YES**
Remarks:

Code: **MWL**
Description: **Water Level**



Distance (ft): **40.7**
Structural Grade: **0**
O&M Grade: **0**
Clock Start/From:
Clock To:
1st Value:
2nd Value:
Value Percent: **40.000**
Continuous Index:
Within 8" of Joint: **NO**
Remarks:

Code: **TFA**
Description: **Tap Factory Active**



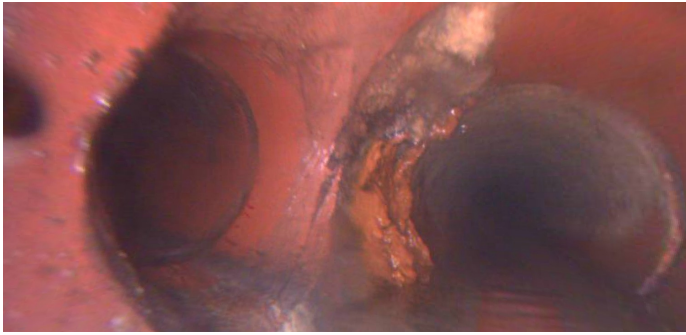
Distance (ft): **81.8**
Structural Grade: **0**
O&M Grade: **0**
Clock Start/From: **3**
Clock To:
1st Value: **4.000**
2nd Value:
Value Percent:
Continuous Index:
Within 8" of Joint:
Remarks:

Code: **DAE**
Description: **Deposits Attached Encrustation**



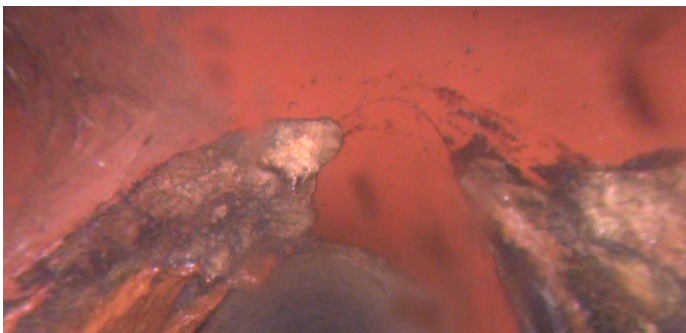
Distance (ft): **83.7**
Structural Grade: **0**
O&M Grade: **3**
Clock Start/From: **7**
Clock To: **5**
1st Value:
2nd Value:
Value Percent: **20.000**
Continuous Index:
Within 8" of Joint:
Remarks:

Code: **TFA**
Description: **Tap Factory Active**



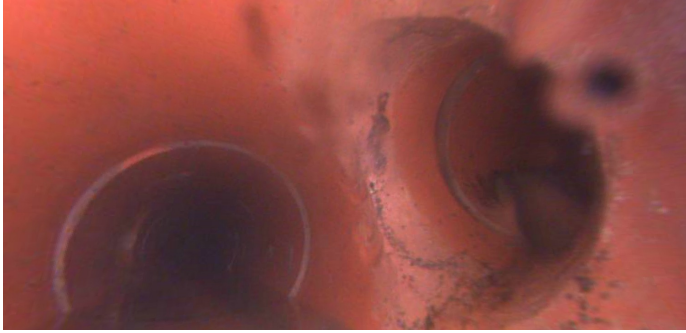
Distance (ft): **83.8**
Structural Grade: **0**
O&M Grade: **0**
Clock Start/From: **9**
Clock To:
1st Value: **4.000**
2nd Value:
Value Percent:
Continuous Index:
Within 8" of Joint:
Remarks:

Code: **CM**
Description: **Crack Multiple**



Distance (ft): **84.0**
Structural Grade: **3**
O&M Grade: **0**
Clock Start/From: **11**
Clock To: **1**
1st Value:
2nd Value:
Value Percent:
Continuous Index:
Within 8" of Joint:
Remarks:

Code: **TF**
Description: **Tap Factory**




Distance (ft): **155.5**
Structural Grade: **0**
O&M Grade: **0**
Clock Start/From: **3**
Clock To:
1st Value: **4.000**
2nd Value:
Value Percent:
Continuous Index:
Within 8" of Joint:
Remarks:

Code: **TFA**
Description: **Tap Factory Active**



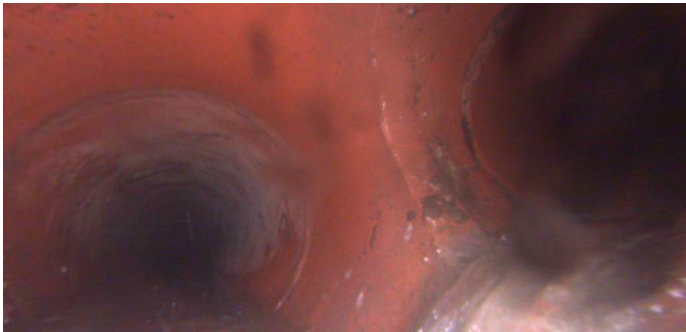
Distance (ft): **157.7**
Structural Grade: **0**
O&M Grade: **0**
Clock Start/From: **9**
Clock To:
1st Value: **4.000**
2nd Value:
Value Percent:
Continuous Index:
Within 8" of Joint:
Remarks:

Code: **TB**
Description: **Tap Break-in**



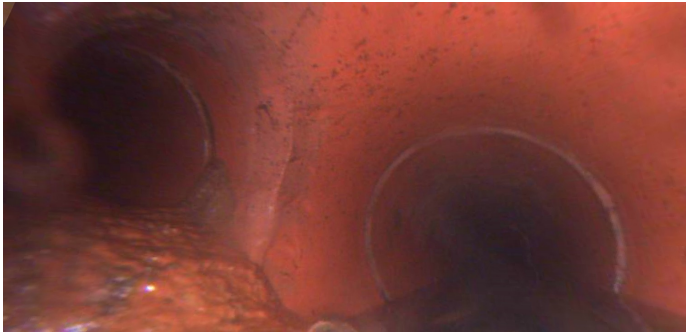
Distance (ft): **173.8**
Structural Grade: **0**
O&M Grade: **0**
Clock Start/From: **12**
Clock To:
1st Value: **4.000**
2nd Value:
Value Percent:
Continuous Index:
Within 8" of Joint:
Remarks:

Code: **TFA**
Description: **Tap Factory Active**



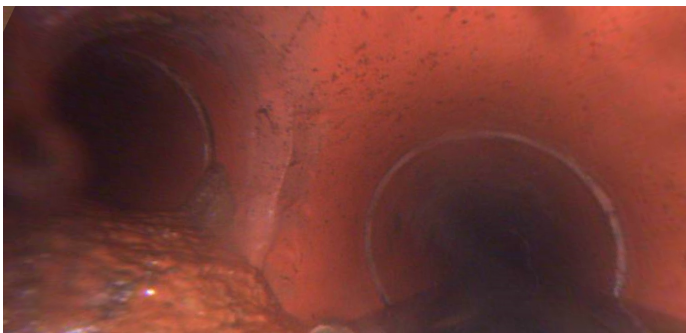
Distance (ft): **202.5**
Structural Grade: **0**
O&M Grade: **0**
Clock Start/From: **3**
Clock To:
1st Value: **4.000**
2nd Value:
Value Percent:
Continuous Index:
Within 8" of Joint:
Remarks:

Code: **TFD**
Description: **Tap Factory Defective**




Distance (ft): **215.2**
Structural Grade: **0**
O&M Grade: **2**
Clock Start/From: **9**
Clock To:
1st Value: **4.000**
2nd Value:
Value Percent:
Continuous Index:
Within 8" of Joint:
Remarks: **dae**

Code: **DAE**
Description: **Deposits Attached Encrustation**



Distance (ft): **215.2**
Structural Grade: **0**
O&M Grade: **2**
Clock Start/From: **7**
Clock To: **9**
1st Value:
2nd Value:
Value Percent: **10.000**
Continuous Index:
Within 8" of Joint: **NO**
Remarks:



Code:	MSA
Description:	Abandoned Survey
Distance (ft):	223.0
Structural Grade:	0
O&M Grade:	0
Clock Start/From:	
Clock To:	
1st Value:	
2nd Value:	
Value Percent:	
Continuous Index:	
Within 8" of Joint:	NO
Remarks:	camera stoppeds