

Profile/Photo Observation Report




Date:	04/12/2018	Weather:		Coding:	PACP 6.0
Pipe Length (ft):	219.9	Owner:	NA	Pre Clean:	Not Known
P.O.#:		Surveyor:	Jen Costello	PSR:	P-503-008-004
Customer:		Clean Date:	01/01/1900	Shape:	C

Street:	W 40TH AVE	Flow Control:	Not Controlled
City:	Hobart, IN	Year Renewed:	
Location:	Other	Tape/Media #:	
Purpose:	Not Known	Dia/Height:	12"
Use:	Sanitary	Material:	VCP
Drain Area:	NA	Lining:	
Category:	NA		
Comment:			

Location Details:		Direction of Survey:	Downstream
US MH:	M-503-004	DS MH:	M-503-008
		Total Length Surveyed (ft):	204.0

O&M Index:	1.88	O&M Quick:	2711	O&M Rating:	15.00
Structural Index:	3.20	Structural Quick:	4532	Structural Rating:	32.00
Overall Index:	2.61	Overall Quick:	4532	Overall Rating:	47.00


	Position	Code	Observation	Video (sec)	Grade
	M-503-004				
	.0	AMH	Manhole	10	NA
	.0	MWL	Water Level	22	NA
	3.0	FL	Fracture Longitudinal	39	S 3
	9.7	TF	Tap Factory	66	NA
	12.0	SSS	Surface Spalling	83	S 2
	26.0	TF	Tap Factory	124	NA
	46.8	MMC	Material Change	179	NA
	57.9	MMC	Material Change	212	NA
	70.9	TF	Tap Factory	251	NA
	70.9	MWL	Water Level	263	NA
	91.6	MWL	Water Level	316	NA
	93.9	FL	Fracture Longitudinal	331	S 3
	95.7	TF	Tap Factory	348	NA
	97.7	TF	Tap Factory	367	NA
	126.4	FM	Fracture Multiple	437	S 4
	127.1	TFD	Tap Factory Defective	450	M 2
	127.1	RFL	Roots Fine Lateral	461	M 1
	138.5	DAE	Deposits Attached Encrustation	495	M 2
	145.0	SSS	Surface Spalling	520	S 2
	145.0	DAE	Deposits Attached Encrustation	530	M 2
	152.6	FM	Fracture Multiple	557	S 4
	155.1	DAE	Deposits Attached Encrustation	573	M 2
	157.7	FM	Fracture Multiple	590	S 4
	165.4	DAE	Deposits Attached Encrustation	616	M 2
	169.4	DAE	Deposits Attached Encrustation	635	M 2
	181.6	IW	Infil Weeper	671	M 2
	188.0	FM	Fracture Multiple	695	S 4
	196.8	FM	Fracture Multiple	724	S 4
	200.5	CL	Crack Longitudinal	743	S 2
	204.0	AMH	Manhole	761	NA
	M-503-008				

Code: **AMH**
Description: **Manhole**



Distance (ft): **.0**
Structural Grade: **0**
O&M Grade: **0**
Clock Start/From:
Clock To:
1st Value:
2nd Value:
Value Percent:
Continuous Index:
Within 8" of Joint: **NO**
Remarks: **M-503-004**

Code: **MWL**
Description: **Water Level**



Distance (ft): **.0**
Structural Grade: **0**
O&M Grade: **0**
Clock Start/From:
Clock To:
1st Value:
2nd Value:
Value Percent: **5.000**
Continuous Index:
Within 8" of Joint: **NO**
Remarks:

Code: **FL**
Description: **Fracture Longitudinal**



Distance (ft): **3.0**
Structural Grade: **3**
O&M Grade: **0**
Clock Start/From: **9**
Clock To:
1st Value:
2nd Value:
Value Percent:
Continuous Index:
Within 8" of Joint: **YES**
Remarks:

Code: **TF**
Description: **Tap Factory**



Distance (ft): **9.7**
Structural Grade: **0**
O&M Grade: **0**
Clock Start/From: **11**
Clock To:
1st Value: **4.000**
2nd Value:
Value Percent:
Continuous Index:
Within 8" of Joint:
Remarks:

Code: **SSS**
Description: **Surface Spalling**



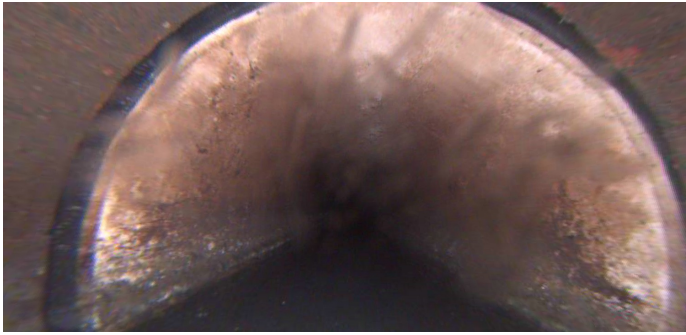
Distance (ft): **12.0**
Structural Grade: **2**
O&M Grade: **0**
Clock Start/From: **11**
Clock To: **1**
1st Value:
2nd Value:
Value Percent:
Continuous Index:
Within 8" of Joint: **YES**
Remarks:

Code: **TF**
Description: **Tap Factory**



Distance (ft): **26.0**
Structural Grade: **0**
O&M Grade: **0**
Clock Start/From: **12**
Clock To:
1st Value: **4.000**
2nd Value:
Value Percent:
Continuous Index:
Within 8" of Joint:
Remarks:

Code: **MMC**
Description: **Material Change**



Distance (ft): **46.8**
Structural Grade: **0**
O&M Grade: **0**
Clock Start/From:
Clock To:
1st Value:
2nd Value:
Value Percent:
Continuous Index:
Within 8" of Joint: **NO**
Remarks: **PVC**

Code: **MMC**
Description: **Material Change**



Distance (ft): **57.9**
Structural Grade: **0**
O&M Grade: **0**
Clock Start/From:
Clock To:
1st Value:
2nd Value:
Value Percent:
Continuous Index:
Within 8" of Joint: **NO**
Remarks: **vcp**

Code: **TF**
Description: **Tap Factory**



Distance (ft): **70.9**
Structural Grade: **0**
O&M Grade: **0**
Clock Start/From: **11**
Clock To:
1st Value: **4.000**
2nd Value:
Value Percent:
Continuous Index:
Within 8" of Joint:
Remarks:

Code: **MWL**
Description: **Water Level**



Distance (ft): **70.9**
Structural Grade: **0**
O&M Grade: **0**
Clock Start/From:
Clock To:
1st Value:
2nd Value:
Value Percent: **40.000**
Continuous Index:
Within 8" of Joint: **NO**
Remarks:

Code: **MWL**
Description: **Water Level**




Distance (ft): **91.6**
Structural Grade: **0**
O&M Grade: **0**
Clock Start/From:
Clock To:
1st Value:
2nd Value:
Value Percent: **5.000**
Continuous Index:
Within 8" of Joint: **NO**
Remarks:

Code: **FL**
Description: **Fracture Longitudinal**



Distance (ft): **93.9**
Structural Grade: **3**
O&M Grade: **0**
Clock Start/From: **11**
Clock To:
1st Value:
2nd Value:
Value Percent:
Continuous Index:
Within 8" of Joint: **YES**
Remarks:

Code: **TF**
Description: **Tap Factory**




Distance (ft): **95.7**
Structural Grade: **0**
O&M Grade: **0**
Clock Start/From: **11**
Clock To:
1st Value: **4.000**
2nd Value:
Value Percent:
Continuous Index:
Within 8" of Joint:
Remarks:

Code: **TF**
Description: **Tap Factory**




Distance (ft): **97.7**
Structural Grade: **0**
O&M Grade: **0**
Clock Start/From: **12**
Clock To:
1st Value: **4.000**
2nd Value:
Value Percent:
Continuous Index:
Within 8" of Joint:
Remarks:

Code: **FM**
Description: **Fracture Multiple**



Distance (ft): **126.4**
Structural Grade: **4**
O&M Grade: **0**
Clock Start/From: **8**
Clock To: **12**
1st Value:
2nd Value:
Value Percent:
Continuous Index:
Within 8" of Joint: **YES**
Remarks:

Code: **TFD**
Description: **Tap Factory Defective**



Distance (ft): **127.1**
Structural Grade: **0**
O&M Grade: **2**
Clock Start/From: **11**
Clock To:
1st Value: **4.000**
2nd Value:
Value Percent:
Continuous Index:
Within 8" of Joint:
Remarks: **roots**

Code: **RFL**
Description: **Roots Fine Lateral**



Distance (ft): **127.1**
Structural Grade: **0**
O&M Grade: **1**
Clock Start/From: **11**
Clock To:
1st Value:
2nd Value:
Value Percent:
Continuous Index:
Within 8" of Joint: **NO**
Remarks:

Code: **DAE**
Description: **Deposits Attached Encrustation**



Distance (ft): **138.5**
Structural Grade: **0**
O&M Grade: **2**
Clock Start/From: **8**
Clock To: **4**
1st Value:
2nd Value:
Value Percent: **5.000**
Continuous Index:
Within 8" of Joint: **YES**
Remarks:

Code: **SSS**
Description: **Surface Spalling**




Distance (ft): **145.0**
Structural Grade: **2**
O&M Grade: **0**
Clock Start/From: **12**
Clock To:
1st Value:
2nd Value:
Value Percent:
Continuous Index:
Within 8" of Joint: **YES**
Remarks:

Code: **DAE**
Description: **Deposits Attached Encrustation**



Distance (ft): **145.0**
Structural Grade: **0**
O&M Grade: **2**
Clock Start/From: **8**
Clock To: **4**
1st Value:
2nd Value:
Value Percent: **5.000**
Continuous Index:
Within 8" of Joint: **YES**
Remarks:

Code: **FM**
Description: **Fracture Multiple**




Distance (ft): **152.6**
Structural Grade: **4**
O&M Grade: **0**
Clock Start/From: **11**
Clock To: **1**
1st Value:
2nd Value:
Value Percent:
Continuous Index:
Within 8" of Joint: **YES**
Remarks:

Code: **DAE**
Description: **Deposits Attached Encrustation**



Distance (ft): **155.1**
Structural Grade: **0**
O&M Grade: **2**
Clock Start/From: **1**
Clock To: **4**
1st Value:
2nd Value:
Value Percent: **5.000**
Continuous Index:
Within 8" of Joint: **YES**
Remarks:

Code: **FM**
Description: **Fracture Multiple**



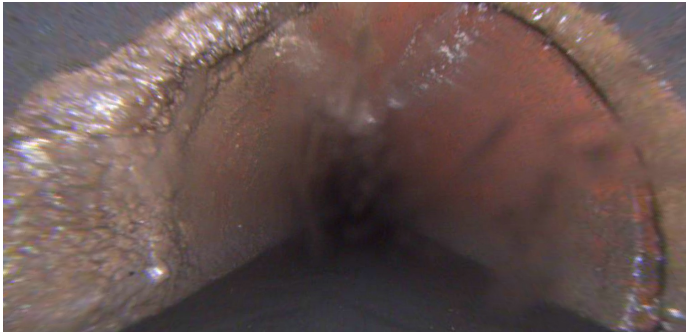
Distance (ft): **157.7**
Structural Grade: **4**
O&M Grade: **0**
Clock Start/From: **1**
Clock To: **4**
1st Value:
2nd Value:
Value Percent:
Continuous Index:
Within 8" of Joint: **YES**
Remarks:

Code: **DAE**
Description: **Deposits Attached Encrustation**



Distance (ft): **165.4**
Structural Grade: **0**
O&M Grade: **2**
Clock Start/From: **7**
Clock To: **11**
1st Value:
2nd Value:
Value Percent: **5.000**
Continuous Index:
Within 8" of Joint: **YES**
Remarks:

Code: **DAE**
Description: **Deposits Attached Encrustation**



Distance (ft): **169.4**
Structural Grade: **0**
O&M Grade: **2**
Clock Start/From: **8**
Clock To: **4**
1st Value:
2nd Value:
Value Percent: **5.000**
Continuous Index:
Within 8" of Joint: **YES**
Remarks:

Code: **IW**
Description: **Infil Weeper**



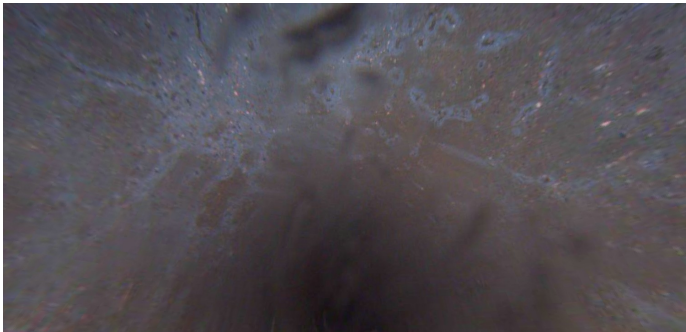
Distance (ft): **181.6**
Structural Grade: **0**
O&M Grade: **2**
Clock Start/From: **7**
Clock To: **9**
1st Value:
2nd Value:
Value Percent:
Continuous Index:
Within 8" of Joint: **YES**
Remarks:

Code: **FM**
Description: **Fracture Multiple**



Distance (ft): **188.0**
Structural Grade: **4**
O&M Grade: **0**
Clock Start/From: **11**
Clock To: **4**
1st Value:
2nd Value:
Value Percent:
Continuous Index:
Within 8" of Joint: **YES**
Remarks:

Code: **FM**
Description: **Fracture Multiple**



Distance (ft): **196.8**
Structural Grade: **4**
O&M Grade: **0**
Clock Start/From: **8**
Clock To: **4**
1st Value:
2nd Value:
Value Percent:
Continuous Index:
Within 8" of Joint: **YES**
Remarks:

Code: **CL**
Description: **Crack Longitudinal**



Distance (ft): **200.5**
Structural Grade: **2**
O&M Grade: **0**
Clock Start/From: **9**
Clock To:
1st Value:
2nd Value:
Value Percent:
Continuous Index:
Within 8" of Joint: **YES**
Remarks:

Code: **AMH**
Description: **Manhole**



Distance (ft): **204.0**
Structural Grade: **0**
O&M Grade: **0**
Clock Start/From:
Clock To:
1st Value:
2nd Value:
Value Percent:
Continuous Index:
Within 8" of Joint: **NO**
Remarks: **M-503-008**