

Profile/Photo Observation Report





Date:	04/10/2018	Weather:		Coding:	PACP 6.0
Pipe Length (ft):	176.0	Owner:	NA	Pre Clean:	Not Known
P.O.#:		Surveyor:	Mark Ruby	PSR:	P-503-024-023
Customer:		Clean Date:	01/01/1900	Shape:	C

Street:	W 40th ave	Flow Control:	Not Controlled
City:	Hobart, IN	Year Renewed:	
Location:	Other	Tape/Media #:	
Purpose:	Not Known	Dia/Height:	10"
Use:	Sanitary	Material:	VCP
Drain Area:	NA	Lining:	
Category:	NA		
Comment:			


Location Details:		Direction of Survey:	Upstream
US MH:	M-503-023	DS MH:	M-503-024
		Total Length Surveyed (ft):	148.4

O&M Index:	1.44	O&M Quick:	3217	O&M Rating:	13.00
Structural Index:	2.33	Structural Quick:	3122	Structural Rating:	7.00
Overall Index:	1.67	Overall Quick:	3322	Overall Rating:	20.00

	Position	Code	Observation	Video (sec)	Grade
M-503-024					
	.0	AMH	Manhole	10	NA
	.0	MWL	Water Level	21	NA
	1.3	RFJ(S01)	Roots Fine Joint	35	M 1
	23.3	TFC	Tap Factory Capped	91	NA
	25.3	TFC	Tap Factory Capped	107	NA
	29.7	RFJ(F01)	Roots Fine Joint	128	M 1
	33.2	TB	Tap Break-in	147	NA
	63.9	TFC	Tap Factory Capped	221	NA
	65.7	TFC	Tap Factory Capped	236	NA
	84.7	CL	Crack Longitudinal	287	S 2
	85.7	TBD	Tap Break-in Defective	301	M 3
	85.7	RFL	Roots Fine Lateral	312	M 1
	87.5	TB	Tap Break-in	328	NA
	101.9	TFC	Tap Factory Capped	369	NA
	103.8	TFC	Tap Factory Capped	385	NA
	125.7	CM	Crack Multiple	440	S 3
	138.0	TFC	Tap Factory Capped	477	NA
	139.8	TFC	Tap Factory Capped	492	NA
	142.5	CL	Crack Longitudinal	510	S 2
	146.2	RMJ	Roots Medium Joint	529	M 3
	148.4	MSA	Abandoned Survey	545	NA
M-503-023					




Code: **AMH**
 Description: **Manhole**
 Distance (ft): **.0**
 Structural Grade: **0**
 O&M Grade: **0**
 Clock Start/From:
 Clock To:
 1st Value:
 2nd Value:
 Value Percent:
 Continuous Index:
 Within 8" of Joint: **NO**
 Remarks: **M-503-023**



Code: **MWL**
Description: **Water Level**

Distance (ft): **.0**
Structural Grade: **0**
O&M Grade: **0**
Clock Start/From:
Clock To:
1st Value:
2nd Value:
Value Percent: **10.000**
Continuous Index:
Within 8" of Joint: **NO**
Remarks:



Code: **RFJ**
Description: **Roots Fine Joint**

Distance (ft): **1.3**
Structural Grade: **0**
O&M Grade: **1**
Clock Start/From: **7**
Clock To: **5**
1st Value:
2nd Value:
Value Percent:
Continuous Index: **S01**
Within 8" of Joint: **YES**
Remarks:

Code: **TFC**
Description: **Tap Factory Capped**




Distance (ft): **23.3**
Structural Grade: **0**
O&M Grade: **0**
Clock Start/From: **2**
Clock To:
1st Value: **4.000**
2nd Value:
Value Percent:
Continuous Index:
Within 8" of Joint:
Remarks:

Code: **TFC**
Description: **Tap Factory Capped**



Distance (ft): **25.3**
Structural Grade: **0**
O&M Grade: **0**
Clock Start/From: **11**
Clock To:
1st Value: **4.000**
2nd Value:
Value Percent:
Continuous Index:
Within 8" of Joint:
Remarks:



Code: **RFJ**
Description: **Roots Fine Joint**


Distance (ft): **29.7**
Structural Grade: **0**
O&M Grade: **1**
Clock Start/From: **7**
Clock To: **5**
1st Value:
2nd Value:
Value Percent:
Continuous Index: **F01**
Within 8" of Joint: **YES**
Remarks:



Code: **TB**
Description: **Tap Break-in**

Distance (ft): **33.2**
Structural Grade: **0**
O&M Grade: **0**
Clock Start/From: **10**
Clock To:
1st Value: **4.000**
2nd Value:
Value Percent:
Continuous Index:
Within 8" of Joint:
Remarks:

Code: **TFC**
Description: **Tap Factory Capped**



Distance (ft): **63.9**
Structural Grade: **0**
O&M Grade: **0**
Clock Start/From: **2**
Clock To:
1st Value: **4.000**
2nd Value:
Value Percent:
Continuous Index:
Within 8" of Joint:
Remarks:

Code: **TFC**
Description: **Tap Factory Capped**




Distance (ft): **65.7**
Structural Grade: **0**
O&M Grade: **0**
Clock Start/From: **10**
Clock To:
1st Value: **4.000**
2nd Value:
Value Percent:
Continuous Index:
Within 8" of Joint:
Remarks:



Code: **CL**
Description: **Crack Longitudinal**

Distance (ft): **84.7**
Structural Grade: **2**
O&M Grade: **0**
Clock Start/From: **8**
Clock To:
1st Value:
2nd Value:
Value Percent:
Continuous Index:
Within 8" of Joint:
Remarks:



Code: **TBD**
Description: **Tap Break-in Defective**

Distance (ft): **85.7**
Structural Grade: **0**
O&M Grade: **3**
Clock Start/From: **2**
Clock To:
1st Value: **4.000**
2nd Value:
Value Percent:
Continuous Index:
Within 8" of Joint:
Remarks: **RFL**



Code: **RFL**
Description: **Roots Fine Lateral**


Distance (ft): **85.7**
Structural Grade: **0**
O&M Grade: **1**
Clock Start/From: **2**
Clock To:
1st Value:
2nd Value:
Value Percent:
Continuous Index:
Within 8" of Joint: **NO**
Remarks:



Code: **TB**
Description: **Tap Break-in**

Distance (ft): **87.5**
Structural Grade: **0**
O&M Grade: **0**
Clock Start/From: **9**
Clock To:
1st Value: **4.000**
2nd Value:
Value Percent:
Continuous Index:
Within 8" of Joint:
Remarks:

Code: **TFC**
Description: **Tap Factory Capped**



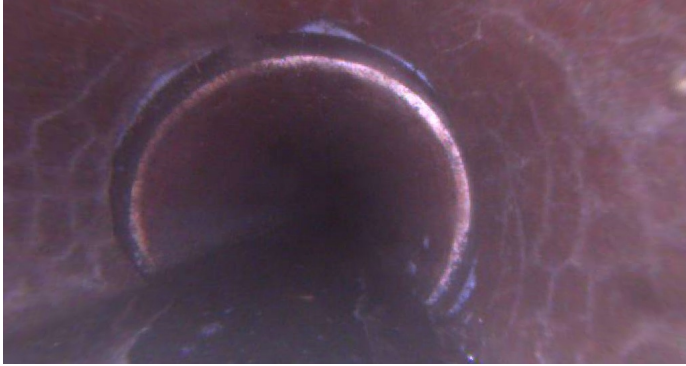
Distance (ft): **101.9**
Structural Grade: **0**
O&M Grade: **0**
Clock Start/From: **2**
Clock To:
1st Value: **4.000**
2nd Value:
Value Percent:
Continuous Index:
Within 8" of Joint:
Remarks:

Code: **TFC**
Description: **Tap Factory Capped**




Distance (ft): **103.8**
Structural Grade: **0**
O&M Grade: **0**
Clock Start/From: **10**
Clock To:
1st Value: **4.000**
2nd Value:
Value Percent:
Continuous Index:
Within 8" of Joint:
Remarks:

Code: **CM**
Description: **Crack Multiple**




Distance (ft): **125.7**
Structural Grade: **3**
O&M Grade: **0**
Clock Start/From: **7**
Clock To: **5**
1st Value:
2nd Value:
Value Percent:
Continuous Index:
Within 8" of Joint:
Remarks:

Code: **TFC**
Description: **Tap Factory Capped**



Distance (ft): **138.0**
Structural Grade: **0**
O&M Grade: **0**
Clock Start/From: **2**
Clock To:
1st Value: **4.000**
2nd Value:
Value Percent:
Continuous Index:
Within 8" of Joint:
Remarks:

Code: **TFC**
Description: **Tap Factory Capped**




Distance (ft): **139.8**
Structural Grade: **0**
O&M Grade: **0**
Clock Start/From: **10**
Clock To:
1st Value: **4.000**
2nd Value:
Value Percent:
Continuous Index:
Within 8" of Joint:
Remarks:

Code: **CL**
Description: **Crack Longitudinal**




Distance (ft): **142.5**
Structural Grade: **2**
O&M Grade: **0**
Clock Start/From: **12**
Clock To:
1st Value:
2nd Value:
Value Percent:
Continuous Index:
Within 8" of Joint: **YES**
Remarks:



Code: **RMJ**
Description: **Roots Medium Joint**

Distance (ft): **146.2**
Structural Grade: **0**
O&M Grade: **3**
Clock Start/From: **12**
Clock To: **12**
1st Value:
2nd Value:
Value Percent: **30.000**
Continuous Index:
Within 8" of Joint: **YES**
Remarks:



Code: **MSA**
Description: **Abandoned Survey**

Distance (ft): **148.4**
Structural Grade: **0**
O&M Grade: **0**
Clock Start/From:
Clock To:
1st Value:
2nd Value:
Value Percent:
Continuous Index:
Within 8" of Joint: **NO**
Remarks: **RMJ**