

Profile/Photo Observation Report

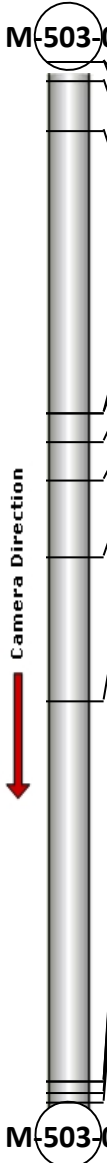


Date:	04/09/2018	Weather:		Coding:	PACP 6.0
Pipe Length (ft):	161.9	Owner:	NA	Pre Clean:	Not Known
P.O.#:		Surveyor:	Mark Ruby	PSR:	P-503-031-032
Customer:		Clean Date:	01/01/1900	Shape:	C

Street:	W 40th ave	Flow Control:	Not Controlled
City:	Hobart, IN	Year Renewed:	
Location:	Other	Tape/Media #:	
Purpose:	Not Known	Dia/Height:	10"
Use:	Sanitary	Material:	VCP
Drain Area:	NA	Lining:	
Category:	NA		
Comment:			

Location Details:		Direction of Survey:	Downstream
US MH:	M-503-032	DS MH:	M-503-031
		Total Length Surveyed (ft):	157.7

O&M Index:	2.00	O&M Quick:	2400	O&M Rating:	8.00
Structural Index:	4.00	Structural Quick:	4D00	Structural Rating:	112.00
Overall Index:	3.75	Overall Quick:	4D24	Overall Rating:	120.00

	Position	Code	Observation	Video (sec)	Grade
	M-503-032				
	.0	AMH	Manhole	10	NA
	.0	MWL	Water Level	21	NA
	4.7	FM	Fracture Multiple	42	S 4
	10.5	FM(S01)	Fracture Multiple	66	S 4
	53.2	TBI	Tap Break-in Intruding	163	M 2
	53.2	FM(F01)	Fracture Multiple	174	S 4
	57.5	FM	Fracture Multiple	195	S 4
	63.5	FM	Fracture Multiple	219	S 4
	75.2	FM(S02)	Fracture Multiple	254	S 4
	97.0	TBI	Tap Break-in Intruding	309	M 2
	154.5	DAE	Deposits Attached Encrustation	436	M 2
	154.5	IW	Infil Weeper	447	M 2
	156.1	FM(F02)	Fracture Multiple	462	S 4
	157.7	AMH	Manhole	477	NA
	M-503-031				




Code: **AMH**
 Description: **Manhole**

 Distance (ft): **.0**
 Structural Grade: **0**
 O&M Grade: **0**
 Clock Start/From:
 Clock To:
 1st Value:
 2nd Value:
 Value Percent:
 Continuous Index:
 Within 8" of Joint: **NO**
 Remarks: **M-503-032**



Code: **MWL**
Description: **Water Level**


Distance (ft): **.0**
Structural Grade: **0**
O&M Grade: **0**
Clock Start/From:
Clock To:
1st Value:
2nd Value:
Value Percent: **10.000**
Continuous Index:
Within 8" of Joint: **NO**
Remarks:



Code: **FM**
Description: **Fracture Multiple**

Distance (ft): **4.7**
Structural Grade: **4**
O&M Grade: **0**
Clock Start/From: **10**
Clock To: **2**
1st Value:
2nd Value:
Value Percent:
Continuous Index:
Within 8" of Joint: **YES**
Remarks:

Code: **FM**
Description: **Fracture Multiple**



Distance (ft): **10.5**
Structural Grade: **4**
O&M Grade: **0**
Clock Start/From: **8**
Clock To: **4**
1st Value:
2nd Value:
Value Percent:
Continuous Index: **S01**
Within 8" of Joint: **YES**
Remarks:

Code: **TBI**
Description: **Tap Break-in Intruding**



Distance (ft): **53.2**
Structural Grade: **0**
O&M Grade: **2**
Clock Start/From: **10**
Clock To:
1st Value: **4.000**
2nd Value: **1.000**
Value Percent:
Continuous Index:
Within 8" of Joint:
Remarks:

Code: **FM**
Description: **Fracture Multiple**



Distance (ft): **53.2**
Structural Grade: **4**
O&M Grade: **0**
Clock Start/From: **8**
Clock To: **4**
1st Value:
2nd Value:
Value Percent:
Continuous Index: **F01**
Within 8" of Joint: **YES**
Remarks:

Code: **FM**
Description: **Fracture Multiple**



Distance (ft): **57.5**
Structural Grade: **4**
O&M Grade: **0**
Clock Start/From: **7**
Clock To: **5**
1st Value:
2nd Value:
Value Percent:
Continuous Index:
Within 8" of Joint: **YES**
Remarks:

Code: **FM**
Description: **Fracture Multiple**



Distance (ft): **63.5**
Structural Grade: **4**
O&M Grade: **0**
Clock Start/From: **8**
Clock To: **4**
1st Value:
2nd Value:
Value Percent:
Continuous Index:
Within 8" of Joint: **YES**
Remarks:

Code: **FM**
Description: **Fracture Multiple**



Distance (ft): **75.2**
Structural Grade: **4**
O&M Grade: **0**
Clock Start/From: **7**
Clock To: **5**
1st Value:
2nd Value:
Value Percent:
Continuous Index: **S02**
Within 8" of Joint: **YES**
Remarks:

Code: **TBI**
Description: **Tap Break-in Intruding**



Distance (ft): **97.0**
Structural Grade: **0**
O&M Grade: **2**
Clock Start/From: **8**
Clock To:
1st Value: **4.000**
2nd Value: **1.000**
Value Percent:
Continuous Index:
Within 8" of Joint:
Remarks:

Code: **DAE**
Description: **Deposits Attached Encrustation**



Distance (ft): **154.5**
Structural Grade: **0**
O&M Grade: **2**
Clock Start/From: **8**
Clock To: **4**
1st Value:
2nd Value:
Value Percent: **5.000**
Continuous Index:
Within 8" of Joint: **YES**
Remarks:

Code: **IW**
Description: **Infil Weeper**




Distance (ft): **154.5**
Structural Grade: **0**
O&M Grade: **2**
Clock Start/From: **8**
Clock To: **4**
1st Value:
2nd Value:
Value Percent:
Continuous Index:
Within 8" of Joint: **YES**
Remarks:

Code: **FM**
Description: **Fracture Multiple**



Distance (ft): **156.1**
Structural Grade: **4**
O&M Grade: **0**
Clock Start/From: **7**
Clock To: **5**
1st Value:
2nd Value:
Value Percent:
Continuous Index: **F02**
Within 8" of Joint: **YES**
Remarks:



Code:	AMH
Description:	Manhole
Distance (ft):	157.7
Structural Grade:	0
O&M Grade:	0
Clock Start/From:	
Clock To:	
1st Value:	
2nd Value:	
Value Percent:	
Continuous Index:	
Within 8" of Joint:	NO
Remarks:	M-503-031