

Profile/Photo Observation Report

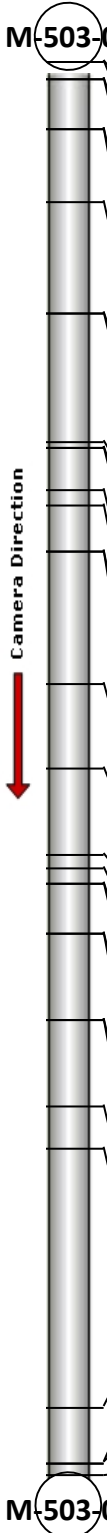


Date:	04/12/2018	Weather:		Coding:	PACP 6.0
Pipe Length (ft):	276.6	Owner:	NA	Pre Clean:	Not Known
P.O.#:		Surveyor:	Jen Costello	PSR:	P-503-046-045
Customer:		Clean Date:	01/01/1900	Shape:	C

Street:	W 40th ave	Flow Control:	Not Controlled
City:	Hobart, IN	Year Renewed:	
Location:	Other	Tape/Media #:	
Purpose:	Not Known	Dia/Height:	10"
Use:	Sanitary	Material:	VCP
Drain Area:	NA	Lining:	
Category:	NA		
Comment:			

Location Details:		Direction of Survey:	Downstream
US MH:	M-503-045	DS MH:	M-503-046
		Total Length Surveyed (ft):	168.0

O&M Index:	2.17	O&M Quick:	352B	O&M Rating:	50.00
Structural Index:	0.00	Structural Quick:	0000	Structural Rating:	0.00
Overall Index:	2.17	Overall Quick:	352B	Overall Rating:	50.00

	Position	Code	Observation	Video (sec)	Grade
					
	.0	AMH	Manhole	10	NA
	.0	MWL	Water Level	21	NA
	3.5	DAE	Deposits Attached Encrustation	39	M 2
	3.5	IW	Infil Weeper	51	M 2
	8.0	DAE	Deposits Attached Encrustation	71	M 2
	8.0	ID	Infil Dripper	82	M 3
	18.1	IW	Infil Weeper	114	M 2
	30.0	TF	Tap Factory	149	NA
	30.0	DAGS	Deposits Attached Grease	161	M 2
	45.3	TB	Tap Break-in	203	NA
	45.9	DAE	Deposits Attached Encrustation	216	M 2
	45.9	ID	Infil Dripper	227	M 3
	50.9	DAE	Deposits Attached Encrustation	249	M 2
	52.8	TFC	Tap Factory Capped	264	NA
	58.2	DAE	Deposits Attached Encrustation	287	M 2
	58.2	ID	Infil Dripper	298	M 3
	73.9	IW	Infil Weeper	341	M 2
	84.1	IW	Infil Weeper	373	M 2
	94.2	IW	Infil Weeper	404	M 2
	95.9	TF	Tap Factory	420	NA
	97.7	TF	Tap Factory	435	NA
	97.7	DAE	Deposits Attached Encrustation	446	M 2
	103.6	DAE	Deposits Attached Encrustation	470	M 2
	103.6	ID	Infil Dripper	480	M 3
	114.0	DAE	Deposits Attached Encrustation	512	M 2
	114.0	IW	Infil Weeper	523	M 2
	124.1	DAE	Deposits Attached Encrustation	554	M 2
	129.3	IS	Infil Stain	575	NA
	160.1	RFJ	Roots Fine Joint	648	M 1
	166.7	TFD	Tap Factory Defective	672	M 2
	166.7	RML	Roots Medium Lateral	683	M 3
	168.0	MSA	Abandoned Survey	696	NA

Code: **AMH**
Description: **Manhole**




Distance (ft): **.0**
Structural Grade: **0**
O&M Grade: **0**
Clock Start/From:
Clock To:
1st Value:
2nd Value:
Value Percent:
Continuous Index:
Within 8" of Joint: **NO**
Remarks: **M-503-045**

Code: **MWL**
Description: **Water Level**



Distance (ft): **.0**
Structural Grade: **0**
O&M Grade: **0**
Clock Start/From:
Clock To:
1st Value:
2nd Value:
Value Percent: **10.000**
Continuous Index:
Within 8" of Joint: **NO**
Remarks:

Code: **DAE**
Description: **Deposits Attached Encrustation**



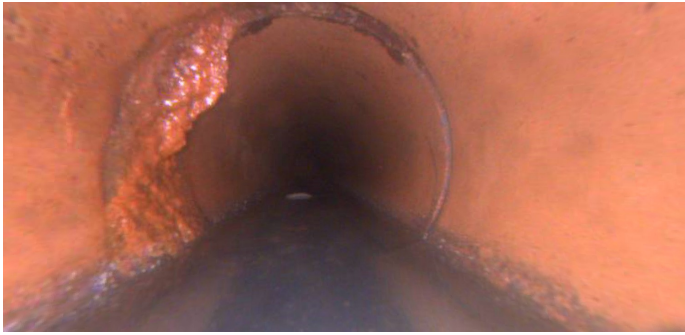
Distance (ft): **3.5**
Structural Grade: **0**
O&M Grade: **2**
Clock Start/From: **8**
Clock To: **11**
1st Value:
2nd Value:
Value Percent: **5.000**
Continuous Index:
Within 8" of Joint: **YES**
Remarks:

Code: **IW**
Description: **Infil Weeper**



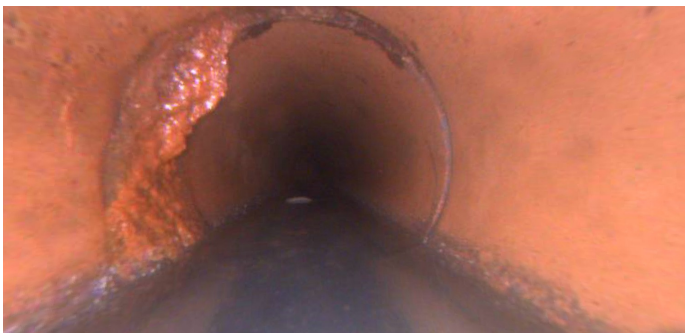
Distance (ft): **3.5**
Structural Grade: **0**
O&M Grade: **2**
Clock Start/From: **8**
Clock To: **10**
1st Value:
2nd Value:
Value Percent:
Continuous Index:
Within 8" of Joint: **YES**
Remarks:

Code: **DAE**
Description: **Deposits Attached Encrustation**



Distance (ft): **8.0**
Structural Grade: **0**
O&M Grade: **2**
Clock Start/From: **7**
Clock To: **11**
1st Value:
2nd Value:
Value Percent: **10.000**
Continuous Index:
Within 8" of Joint: **YES**
Remarks:

Code: **ID**
Description: **Infil Dripper**



Distance (ft): **8.0**
Structural Grade: **0**
O&M Grade: **3**
Clock Start/From: **11**
Clock To:
1st Value:
2nd Value:
Value Percent:
Continuous Index:
Within 8" of Joint: **YES**
Remarks:

Code: **IW**
Description: **Infil Weeper**



Distance (ft): **18.1**
Structural Grade: **0**
O&M Grade: **2**
Clock Start/From: **8**
Clock To: **4**
1st Value:
2nd Value:
Value Percent:
Continuous Index:
Within 8" of Joint: **YES**
Remarks:

Code: **TF**
Description: **Tap Factory**




Distance (ft): **30.0**
Structural Grade: **0**
O&M Grade: **0**
Clock Start/From: **10**
Clock To:
1st Value: **4.000**
2nd Value:
Value Percent:
Continuous Index:
Within 8" of Joint:
Remarks:

Code: **DAGS**
Description: **Deposits Attached Grease**



Distance (ft): **30.0**
Structural Grade: **0**
O&M Grade: **2**
Clock Start/From: **8**
Clock To: **4**
1st Value:
2nd Value:
Value Percent: **5.000**
Continuous Index:
Within 8" of Joint: **NO**
Remarks:

Code: **TB**
Description: **Tap Break-in**



Distance (ft): **45.3**
Structural Grade: **0**
O&M Grade: **0**
Clock Start/From: **1**
Clock To:
1st Value: **4.000**
2nd Value:
Value Percent:
Continuous Index:
Within 8" of Joint:
Remarks:

Code: **DAE**
Description: **Deposits Attached Encrustation**




Distance (ft): **45.9**
Structural Grade: **0**
O&M Grade: **2**
Clock Start/From: **8**
Clock To: **12**
1st Value:
2nd Value:
Value Percent: **5.000**
Continuous Index:
Within 8" of Joint: **YES**
Remarks:

Code: **ID**
Description: **Infil Dripper**




Distance (ft): **45.9**
Structural Grade: **0**
O&M Grade: **3**
Clock Start/From: **12**
Clock To:
1st Value:
2nd Value:
Value Percent:
Continuous Index:
Within 8" of Joint: **YES**
Remarks:

Code: **DAE**
Description: **Deposits Attached Encrustation**



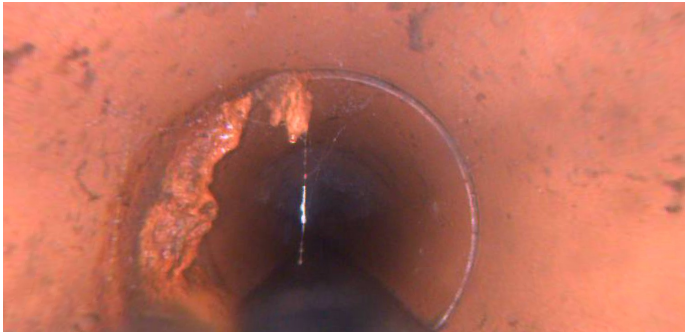
Distance (ft): **50.9**
Structural Grade: **0**
O&M Grade: **2**
Clock Start/From: **7**
Clock To: **11**
1st Value:
2nd Value:
Value Percent: **10.000**
Continuous Index:
Within 8" of Joint: **YES**
Remarks:

Code: **TFC**
Description: **Tap Factory Capped**



Distance (ft): **52.8**
Structural Grade: **0**
O&M Grade: **0**
Clock Start/From: **2**
Clock To:
1st Value: **4.000**
2nd Value:
Value Percent:
Continuous Index:
Within 8" of Joint:
Remarks:

Code: **DAE**
Description: **Deposits Attached Encrustation**




Distance (ft): **58.2**
Structural Grade: **0**
O&M Grade: **2**
Clock Start/From: **7**
Clock To: **11**
1st Value:
2nd Value:
Value Percent: **10.000**
Continuous Index:
Within 8" of Joint: **YES**
Remarks:

Code: **ID**
Description: **Infil Dripper**



Distance (ft): **58.2**
Structural Grade: **0**
O&M Grade: **3**
Clock Start/From: **12**
Clock To:
1st Value:
2nd Value:
Value Percent:
Continuous Index:
Within 8" of Joint: **YES**
Remarks:

Code: **IW**
Description: **Infil Weeper**



Distance (ft): **73.9**
Structural Grade: **0**
O&M Grade: **2**
Clock Start/From: **12**
Clock To: **4**
1st Value:
2nd Value:
Value Percent:
Continuous Index:
Within 8" of Joint: **YES**
Remarks:

Code: **IW**
Description: **Infil Weeper**



Distance (ft): **84.1**
Structural Grade: **0**
O&M Grade: **2**
Clock Start/From: **8**
Clock To: **4**
1st Value:
2nd Value:
Value Percent:
Continuous Index:
Within 8" of Joint: **YES**
Remarks:

Code: **IW**
Description: **Infil Weeper**



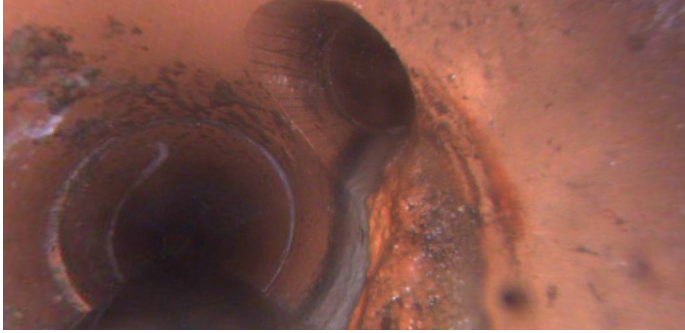
Distance (ft): **94.2**
Structural Grade: **0**
O&M Grade: **2**
Clock Start/From: **8**
Clock To: **4**
1st Value:
2nd Value:
Value Percent:
Continuous Index:
Within 8" of Joint: **YES**
Remarks:

Code: **TF**
Description: **Tap Factory**



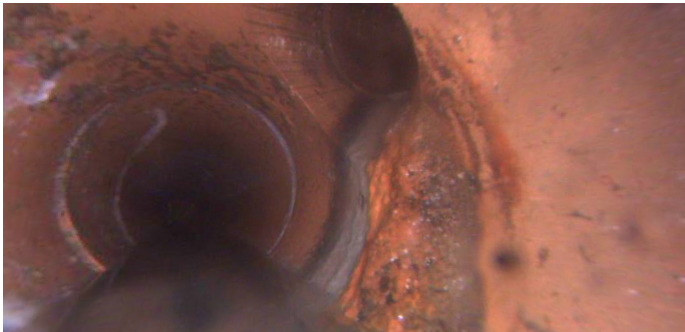
Distance (ft): **95.9**
Structural Grade: **0**
O&M Grade: **0**
Clock Start/From: **10**
Clock To:
1st Value: **4.000**
2nd Value:
Value Percent:
Continuous Index:
Within 8" of Joint:
Remarks:

Code: **TF**
Description: **Tap Factory**




Distance (ft): **97.7**
Structural Grade: **0**
O&M Grade: **0**
Clock Start/From: **2**
Clock To:
1st Value: **4.000**
2nd Value:
Value Percent:
Continuous Index:
Within 8" of Joint:
Remarks:

Code: **DAE**
Description: **Deposits Attached Encrustation**



Distance (ft): **97.7**
Structural Grade: **0**
O&M Grade: **2**
Clock Start/From: **2**
Clock To: **4**
1st Value:
2nd Value:
Value Percent: **5.000**
Continuous Index:
Within 8" of Joint: **NO**
Remarks:

Code: **DAE**
Description: **Deposits Attached Encrustation**



Distance (ft): **103.6**
Structural Grade: **0**
O&M Grade: **2**
Clock Start/From: **8**
Clock To: **4**
1st Value:
2nd Value:
Value Percent: **5.000**
Continuous Index:
Within 8" of Joint: **YES**
Remarks:

Code: **ID**
Description: **Infil Dripper**



Distance (ft): **103.6**
Structural Grade: **0**
O&M Grade: **3**
Clock Start/From: **12**
Clock To:
1st Value:
2nd Value:
Value Percent:
Continuous Index:
Within 8" of Joint: **YES**
Remarks:

Code: **DAE**
Description: **Deposits Attached Encrustation**




Distance (ft): **114.0**
Structural Grade: **0**
O&M Grade: **2**
Clock Start/From: **8**
Clock To: **4**
1st Value:
2nd Value:
Value Percent: **10.000**
Continuous Index:
Within 8" of Joint: **YES**
Remarks:

Code: **IW**
Description: **Infil Weeper**



Distance (ft): **114.0**
Structural Grade: **0**
O&M Grade: **2**
Clock Start/From: **8**
Clock To: **4**
1st Value:
2nd Value:
Value Percent:
Continuous Index:
Within 8" of Joint: **YES**
Remarks:

Code: **DAE**
Description: **Deposits Attached Encrustation**



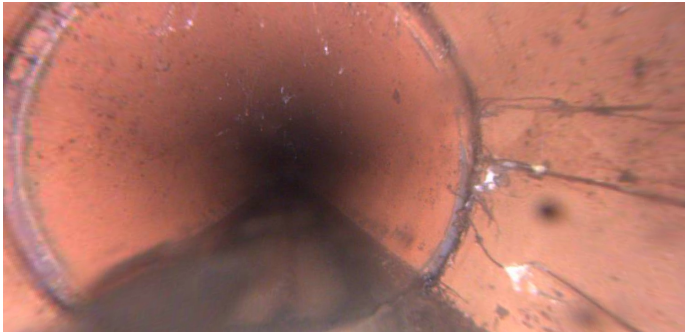
Distance (ft): **124.1**
Structural Grade: **0**
O&M Grade: **2**
Clock Start/From: **8**
Clock To: **4**
1st Value:
2nd Value:
Value Percent: **5.000**
Continuous Index:
Within 8" of Joint: **YES**
Remarks:

Code: **IS**
Description: **Infil Stain**



Distance (ft): **129.3**
Structural Grade: **0**
O&M Grade: **0**
Clock Start/From: **8**
Clock To: **4**
1st Value:
2nd Value:
Value Percent:
Continuous Index:
Within 8" of Joint: **YES**
Remarks:

Code: **RFJ**
Description: **Roots Fine Joint**



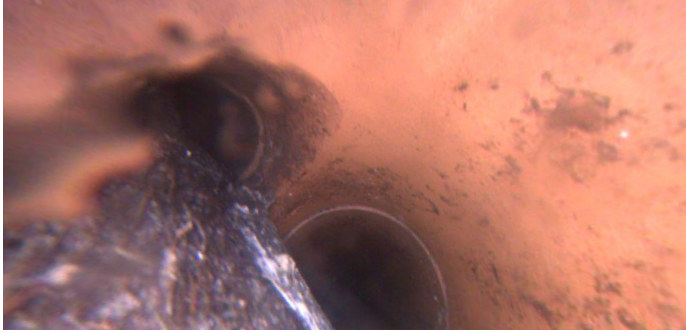
Distance (ft): **160.1**
Structural Grade: **0**
O&M Grade: **1**
Clock Start/From: **12**
Clock To: **4**
1st Value:
2nd Value:
Value Percent:
Continuous Index:
Within 8" of Joint: **YES**
Remarks:

Code: **TFD**
Description: **Tap Factory Defective**




Distance (ft): **166.7**
Structural Grade: **0**
O&M Grade: **2**
Clock Start/From: **10**
Clock To:
1st Value: **4.000**
2nd Value:
Value Percent:
Continuous Index:
Within 8" of Joint:
Remarks: **ROOTS**

Code: **RML**
Description: **Roots Medium Lateral**



Distance (ft): **166.7**
Structural Grade: **0**
O&M Grade: **3**
Clock Start/From: **6**
Clock To: **10**
1st Value:
2nd Value:
Value Percent: **40.000**
Continuous Index:
Within 8" of Joint: **NO**
Remarks:

Code: **MSA**
Description: **Abandoned Survey**



Distance (ft): **168.0**
Structural Grade: **0**
O&M Grade: **0**
Clock Start/From:
Clock To:
1st Value:
2nd Value:
Value Percent:
Continuous Index:
Within 8" of Joint: **NO**
Remarks: **ROOTS**