

Profile/Photo Observation Report




Date:	04/14/2018	Weather:		Coding:	PACP 6.0
Pipe Length (ft):	260.8	Owner:	NA	Pre Clean:	Not Known
P.O.#:		Surveyor:	Jen Costello	PSR:	P-503-048-049
Customer:		Clean Date:	01/01/1900	Shape:	C

Street:	W 39TH AVE & W 38TH PL	Flow Control:	Not Controlled
City:	Hobart, IN	Year Renewed:	
Location:	Other	Tape/Media #:	
Purpose:	Not Known	Dia/Height:	10"
Use:	Sanitary	Material:	VCP
Drain Area:	NA	Lining:	
Category:	NA		
Comment:			

Location Details:		Direction of Survey:	Downstream
US MH:	M-503-049	DS MH:	M-503-048
		Total Length Surveyed (ft):	248.3

O&M Index:	1.94	O&M Quick:	322A	O&M Rating:	35.00
Structural Index:	4.00	Structural Quick:	4100	Structural Rating:	4.00
Overall Index:	2.05	Overall Quick:	4132	Overall Rating:	39.00

	Position	Code	Observation	Video (sec)	Grade
					
	.0	AMH	Manhole	10	NA
	.0	MWL	Water Level	22	NA
	13.1	RFJ	Roots Fine Joint	60	M 1
	14.2	TFD	Tap Factory Defective	73	M 2
	14.2	RFL	Roots Fine Lateral	85	M 1
	40.1	MMC	Material Change	148	NA
	45.2	MMC	Material Change	170	NA
	51.7	TFA	Tap Factory Active	195	NA
	62.2	DAE	Deposits Attached Encrustation	227	M 2
	84.0	TFA	Tap Factory Active	283	NA
	94.2	IS	Infil Stain	315	NA
	99.4	DAE	Deposits Attached Encrustation	337	M 2
	99.4	IW	Infil Weeper	348	M 2
	106.1	TFA	Tap Factory Active	374	NA
	126.2	DAE	Deposits Attached Encrustation	425	M 2
	146.4	IW	Infil Weeper	477	M 2
	147.8	TFA	Tap Factory Active	492	NA
	153.6	DAE	Deposits Attached Encrustation	514	M 2
	153.6	IW	Infil Weeper	525	M 2
	175.2	TFA	Tap Factory Active	579	NA
	175.9	IW	Infil Weeper	592	M 2
	186.3	FM	Fracture Multiple	624	S 4
	196.2	IW	Infil Weeper	654	M 2
	201.2	DAE	Deposits Attached Encrustation	675	M 2
	201.2	RFJ	Roots Fine Joint	686	M 1
	232.9	TFA	Tap Factory Active	760	NA
	233.5	IW	Infil Weeper	773	M 2
	238.8	RMJ	Roots Medium Joint	794	M 3
	240.3	TFD	Tap Factory Defective	808	M 2
	240.3	RML	Roots Medium Lateral	819	M 3
	248.3	AMH	Manhole	846	NA

Code: **AMH**
Description: **Manhole**




Distance (ft): **.0**
Structural Grade: **0**
O&M Grade: **0**
Clock Start/From:
Clock To:
1st Value:
2nd Value:
Value Percent:
Continuous Index:
Within 8" of Joint: **NO**
Remarks: **M-503-049**

Code: **MWL**
Description: **Water Level**



Distance (ft): **.0**
Structural Grade: **0**
O&M Grade: **0**
Clock Start/From:
Clock To:
1st Value:
2nd Value:
Value Percent: **5.000**
Continuous Index:
Within 8" of Joint: **NO**
Remarks:

Code: **RFJ**
Description: **Roots Fine Joint**




Distance (ft): **13.1**
Structural Grade: **0**
O&M Grade: **1**
Clock Start/From: **12**
Clock To:
1st Value:
2nd Value:
Value Percent:
Continuous Index:
Within 8" of Joint: **YES**
Remarks:

Code: **TFD**
Description: **Tap Factory Defective**




Distance (ft): **14.2**
Structural Grade: **0**
O&M Grade: **2**
Clock Start/From: **9**
Clock To:
1st Value: **4.000**
2nd Value:
Value Percent:
Continuous Index:
Within 8" of Joint:
Remarks: **roots**

Code: **RFL**
Description: **Roots Fine Lateral**

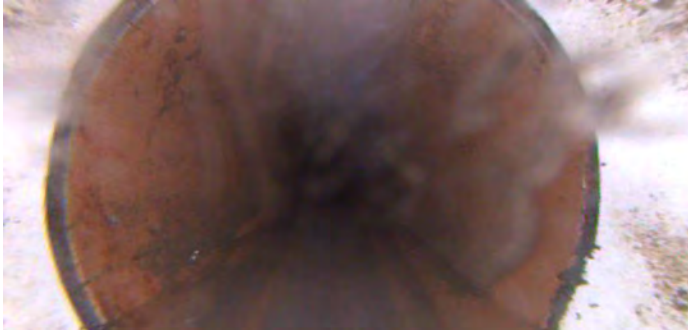


Distance (ft): **14.2**
Structural Grade: **0**
O&M Grade: **1**
Clock Start/From: **8**
Clock To:
1st Value:
2nd Value:
Value Percent:
Continuous Index:
Within 8" of Joint: **NO**
Remarks:

Code: **MMC**
Description: **Material Change**



Distance (ft): **40.1**
Structural Grade: **0**
O&M Grade: **0**
Clock Start/From:
Clock To:
1st Value:
2nd Value:
Value Percent:
Continuous Index:
Within 8" of Joint: **NO**
Remarks: **PVC**



Code: **MMC**
Description: **Material Change**

Distance (ft): **45.2**
Structural Grade: **0**
O&M Grade: **0**
Clock Start/From:
Clock To:
1st Value:
2nd Value:
Value Percent:
Continuous Index:
Within 8" of Joint: **NO**
Remarks: **vcp**



Code: **TFA**
Description: **Tap Factory Active**

Distance (ft): **51.7**
Structural Grade: **0**
O&M Grade: **0**
Clock Start/From: **3**
Clock To:
1st Value: **4.000**
2nd Value:
Value Percent:
Continuous Index:
Within 8" of Joint:
Remarks:

Code: **DAE**
Description: **Deposits Attached Encrustation**



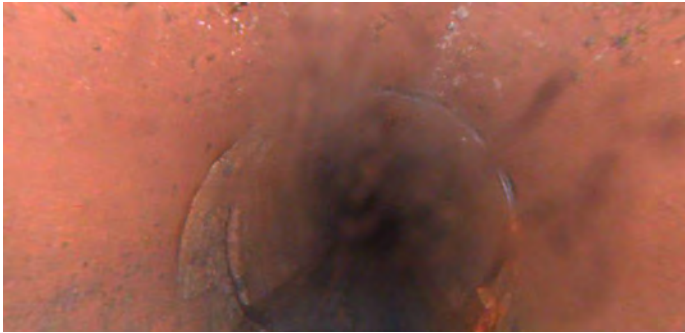
Distance (ft): **62.2**
Structural Grade: **0**
O&M Grade: **2**
Clock Start/From: **8**
Clock To: **11**
1st Value:
2nd Value:
Value Percent: **5.000**
Continuous Index:
Within 8" of Joint: **YES**
Remarks:

Code: **TFA**
Description: **Tap Factory Active**



Distance (ft): **84.0**
Structural Grade: **0**
O&M Grade: **0**
Clock Start/From: **9**
Clock To:
1st Value: **4.000**
2nd Value:
Value Percent:
Continuous Index:
Within 8" of Joint:
Remarks:

Code: **IS**
Description: **Infil Stain**



Distance (ft): **94.2**
Structural Grade: **0**
O&M Grade: **0**
Clock Start/From: **8**
Clock To: **4**
1st Value:
2nd Value:
Value Percent:
Continuous Index:
Within 8" of Joint: **YES**
Remarks:

Code: **DAE**
Description: **Deposits Attached Encrustation**



Distance (ft): **99.4**
Structural Grade: **0**
O&M Grade: **2**
Clock Start/From: **8**
Clock To: **4**
1st Value:
2nd Value:
Value Percent: **5.000**
Continuous Index:
Within 8" of Joint: **YES**
Remarks:

Code: **IW**
Description: **Infil Weeper**



Distance (ft): **99.4**
Structural Grade: **0**
O&M Grade: **2**
Clock Start/From: **8**
Clock To: **4**
1st Value:
2nd Value:
Value Percent:
Continuous Index:
Within 8" of Joint: **YES**
Remarks:

Code: **TFA**
Description: **Tap Factory Active**



Distance (ft): **106.1**
Structural Grade: **0**
O&M Grade: **0**
Clock Start/From: **2**
Clock To:
1st Value: **4.000**
2nd Value:
Value Percent:
Continuous Index:
Within 8" of Joint:
Remarks:

Code: **DAE**
Description: **Deposits Attached Encrustation**



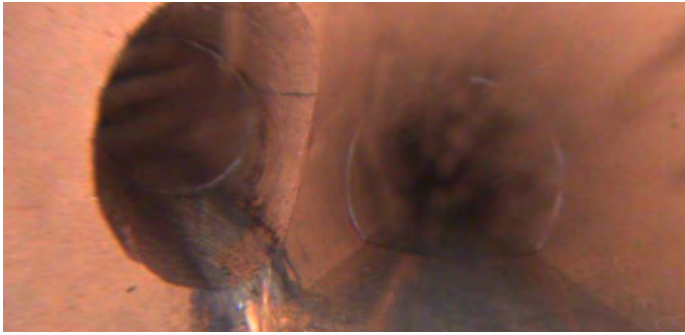
Distance (ft): **126.2**
Structural Grade: **0**
O&M Grade: **2**
Clock Start/From: **8**
Clock To: **4**
1st Value:
2nd Value:
Value Percent: **5.000**
Continuous Index:
Within 8" of Joint: **YES**
Remarks:

Code: **IW**
Description: **Infil Weeper**



Distance (ft): **146.4**
Structural Grade: **0**
O&M Grade: **2**
Clock Start/From: **8**
Clock To: **4**
1st Value:
2nd Value:
Value Percent:
Continuous Index:
Within 8" of Joint: **YES**
Remarks:

Code: **TFA**
Description: **Tap Factory Active**



Distance (ft): **147.8**
Structural Grade: **0**
O&M Grade: **0**
Clock Start/From: **9**
Clock To:
1st Value: **4.000**
2nd Value:
Value Percent:
Continuous Index:
Within 8" of Joint:
Remarks:

Code: **DAE**
Description: **Deposits Attached Encrustation**



Distance (ft): **153.6**
Structural Grade: **0**
O&M Grade: **2**
Clock Start/From: **8**
Clock To: **4**
1st Value:
2nd Value:
Value Percent: **5.000**
Continuous Index:
Within 8" of Joint: **YES**
Remarks:

Code: **IW**
Description: **Infil Weeper**




Distance (ft): **153.6**
Structural Grade: **0**
O&M Grade: **2**
Clock Start/From: **8**
Clock To: **4**
1st Value:
2nd Value:
Value Percent:
Continuous Index:
Within 8" of Joint: **YES**
Remarks:

Code: **TFA**
Description: **Tap Factory Active**



Distance (ft): **175.2**
Structural Grade: **0**
O&M Grade: **0**
Clock Start/From: **2**
Clock To:
1st Value: **4.000**
2nd Value:
Value Percent:
Continuous Index:
Within 8" of Joint:
Remarks:

Code: **IW**
Description: **Infil Weeper**



Distance (ft): **175.9**
Structural Grade: **0**
O&M Grade: **2**
Clock Start/From: **7**
Clock To: **10**
1st Value:
2nd Value:
Value Percent:
Continuous Index:
Within 8" of Joint: **YES**
Remarks:

Code: **FM**
Description: **Fracture Multiple**



Distance (ft): **186.3**
Structural Grade: **4**
O&M Grade: **0**
Clock Start/From: **9**
Clock To: **12**
1st Value:
2nd Value:
Value Percent:
Continuous Index:
Within 8" of Joint: **YES**
Remarks:

Code: **IW**
Description: **Infil Weeper**



Distance (ft): **196.2**
Structural Grade: **0**
O&M Grade: **2**
Clock Start/From: **8**
Clock To: **12**
1st Value:
2nd Value:
Value Percent:
Continuous Index:
Within 8" of Joint: **YES**
Remarks:

Code: **DAE**
Description: **Deposits Attached Encrustation**



Distance (ft): **201.2**
Structural Grade: **0**
O&M Grade: **2**
Clock Start/From: **8**
Clock To: **9**
1st Value:
2nd Value:
Value Percent: **5.000**
Continuous Index:
Within 8" of Joint: **YES**
Remarks:

Code: **RFJ**
Description: **Roots Fine Joint**



Distance (ft): **201.2**
Structural Grade: **0**
O&M Grade: **1**
Clock Start/From: **11**
Clock To:
1st Value:
2nd Value:
Value Percent:
Continuous Index:
Within 8" of Joint: **YES**
Remarks:

Code: **TFA**
Description: **Tap Factory Active**




Distance (ft): **232.9**
Structural Grade: **0**
O&M Grade: **0**
Clock Start/From: **9**
Clock To:
1st Value: **4.000**
2nd Value:
Value Percent:
Continuous Index:
Within 8" of Joint:
Remarks:

Code: **IW**
Description: **Infil Weeper**



Distance (ft): **233.5**
Structural Grade: **0**
O&M Grade: **2**
Clock Start/From: **8**
Clock To: **4**
1st Value:
2nd Value:
Value Percent:
Continuous Index:
Within 8" of Joint: **YES**
Remarks:

Code: **RMJ**
Description: **Roots Medium Joint**



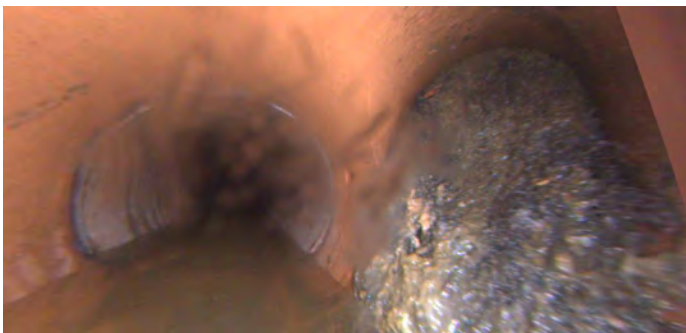
Distance (ft): **238.8**
Structural Grade: **0**
O&M Grade: **3**
Clock Start/From: **8**
Clock To: **4**
1st Value:
2nd Value:
Value Percent: **30.000**
Continuous Index:
Within 8" of Joint: **YES**
Remarks:

Code: **TFD**
Description: **Tap Factory Defective**



Distance (ft): **240.3**
Structural Grade: **0**
O&M Grade: **2**
Clock Start/From: **3**
Clock To:
1st Value: **4.000**
2nd Value:
Value Percent:
Continuous Index:
Within 8" of Joint:
Remarks: **roots**

Code: **RML**
Description: **Roots Medium Lateral**



Distance (ft): **240.3**
Structural Grade: **0**
O&M Grade: **3**
Clock Start/From: **3**
Clock To: **4**
1st Value:
2nd Value:
Value Percent: **10.000**
Continuous Index:
Within 8" of Joint: **NO**
Remarks:



Code:	AMH
Description:	Manhole
Distance (ft):	248.3
Structural Grade:	0
O&M Grade:	0
Clock Start/From:	
Clock To:	
1st Value:	
2nd Value:	
Value Percent:	
Continuous Index:	
Within 8" of Joint:	NO
Remarks:	M-503-048