

Profile/Photo Observation Report

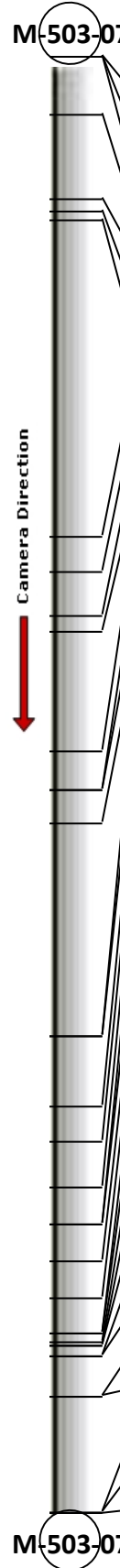


Date:	04/12/2018	Weather:		Coding:	PACP 6.0
Pipe Length (ft):	245.3	Owner:	NA	Pre Clean:	Not Known
P.O.#:		Surveyor:	Jen Costello	PSR:	P-503-079-078
Customer:		Clean Date:	01/01/1900	Shape:	C

Street:	N COLORADO ST	Flow Control:	Not Controlled
City:	Hobart, IN	Year Renewed:	
Location:	Other	Tape/Media #:	
Purpose:	Not Known	Dia/Height:	10"
Use:	Sanitary	Material:	VCP
Drain Area:	NA	Lining:	
Category:	NA		
Comment:			

Location Details:		Direction of Survey:	Downstream
US MH:	M-503-078	DS MH:	M-503-079
		Total Length Surveyed (ft):	212.5

O&M Index:	2.03	O&M Quick:	332J	O&M Rating:	124.00
Structural Index:	0.00	Structural Quick:	0000	Structural Rating:	0.00
Overall Index:	2.03	Overall Quick:	332J	Overall Rating:	124.00

	Position	Code	Observation	Video (sec)	Grade
	.0	AMH	Manhole	10	NA
	.0	MWL	Water Level	21	NA
	.0	DAGS(S01)	Deposits Attached Grease	33	M 2
	8.4	IW	Infil Weeper	61	M 2
	20.7	MMC	Material Change	97	NA
	22.6	TF	Tap Factory	112	NA
	23.8	MMC	Material Change	126	NA
	70.1	IW	Infil Weeper	230	M 2
	75.2	IW(S02)	Infil Weeper	252	M 2
	81.6	TFA	Tap Factory Active	276	NA
	83.9	TF	Tap Factory	292	NA
	101.4	TF	Tap Factory	338	NA
	107.0	RFJ	Roots Fine Joint	361	M 1
	107.0	DAGS(F01)	Deposits Attached Grease	371	M 2
	111.9	DAE(S03)	Deposits Attached Encrustation	392	M 2
	143.0	DAE(F03)	Deposits Attached Encrustation	465	M 2
	143.0	IW(F02)	Infil Weeper	475	M 2
	153.1	DAE	Deposits Attached Encrustation	506	M 3
	158.3	DAE	Deposits Attached Encrustation	528	M 2
	165.0	TF	Tap Factory	552	NA
	170.3	ID	Infil Dripper	574	M 3
	170.3	DAE	Deposits Attached Encrustation	585	M 2
	175.7	IW	Infil Weeper	606	M 2
	181.2	DAE	Deposits Attached Encrustation	628	M 2
	186.4	ID	Infil Dripper	649	M 3
	186.4	DAE	Deposits Attached Encrustation	660	M 2
	187.6	TFC	Tap Factory Capped	673	NA
	188.1	DAE	Deposits Attached Encrustation	685	M 2
	188.1	IW	Infil Weeper	695	M 2
	189.6	TFA	Tap Factory Active	709	NA
	189.6	DAE	Deposits Attached Encrustation	720	M 2
	195.5	IW(S05)	Infil Weeper	742	M 2
	195.5	DAE(S04)	Deposits Attached Encrustation	752	M 2
	212.5	IW(F05)	Infil Weeper	797	M 2
	212.5	DAE(F04)	Deposits Attached Encrustation	807	M 2
	212.5	MSA	Abandoned Survey	817	NA

Code: **AMH**
Description: **Manhole**



Distance (ft): **.0**
Structural Grade: **0**
O&M Grade: **0**
Clock Start/From:
Clock To:
1st Value:
2nd Value:
Value Percent:
Continuous Index:
Within 8" of Joint: **NO**
Remarks: **M-503-078**

Code: **MWL**
Description: **Water Level**



Distance (ft): **.0**
Structural Grade: **0**
O&M Grade: **0**
Clock Start/From:
Clock To:
1st Value:
2nd Value:
Value Percent: **10.000**
Continuous Index:
Within 8" of Joint: **NO**
Remarks:



Code:	DAGS
Description:	Deposits Attached Grease
Distance (ft):	.0
Structural Grade:	0
O&M Grade:	2
Clock Start/From:	8
Clock To:	4
1st Value:	
2nd Value:	
Value Percent:	5.000
Continuous Index:	S01
Within 8" of Joint:	NO
Remarks:	



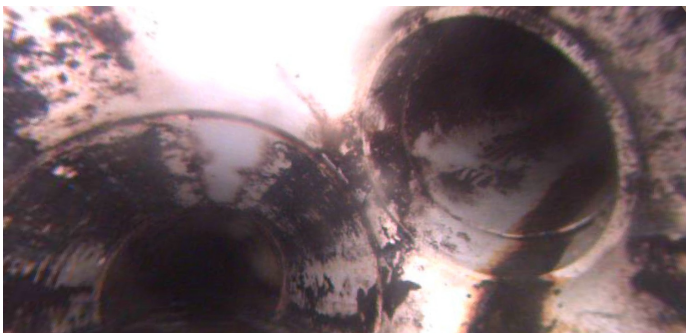
Code:	IW
Description:	Infil Weeper
Distance (ft):	8.4
Structural Grade:	0
O&M Grade:	2
Clock Start/From:	8
Clock To:	4
1st Value:	
2nd Value:	
Value Percent:	
Continuous Index:	
Within 8" of Joint:	YES
Remarks:	

Code: **MMC**
Description: **Material Change**



Distance (ft): **20.7**
Structural Grade: **0**
O&M Grade: **0**
Clock Start/From:
Clock To:
1st Value:
2nd Value:
Value Percent:
Continuous Index:
Within 8" of Joint: **NO**
Remarks: **pvc**

Code: **TF**
Description: **Tap Factory**



Distance (ft): **22.6**
Structural Grade: **0**
O&M Grade: **0**
Clock Start/From: **3**
Clock To:
1st Value: **4.000**
2nd Value:
Value Percent:
Continuous Index:
Within 8" of Joint:
Remarks:

Code: **MMC**
Description: **Material Change**



Distance (ft): **23.8**
Structural Grade: **0**
O&M Grade: **0**
Clock Start/From:
Clock To:
1st Value:
2nd Value:
Value Percent:
Continuous Index:
Within 8" of Joint: **NO**
Remarks: **VCP**

Code: **IW**
Description: **Infil Weeper**



Distance (ft): **70.1**
Structural Grade: **0**
O&M Grade: **2**
Clock Start/From: **3**
Clock To: **5**
1st Value:
2nd Value:
Value Percent:
Continuous Index:
Within 8" of Joint: **YES**
Remarks:

Code: **IW**
Description: **Infil Weeper**




Distance (ft): **75.2**
Structural Grade: **0**
O&M Grade: **2**
Clock Start/From: **8**
Clock To: **4**
1st Value:
2nd Value:
Value Percent:
Continuous Index: **S02**
Within 8" of Joint: **YES**
Remarks:

Code: **TFA**
Description: **Tap Factory Active**



Distance (ft): **81.6**
Structural Grade: **0**
O&M Grade: **0**
Clock Start/From: **11**
Clock To:
1st Value: **4.000**
2nd Value:
Value Percent:
Continuous Index:
Within 8" of Joint:
Remarks:

Code: **TF**
Description: **Tap Factory**



Distance (ft): **83.9**
Structural Grade: **0**
O&M Grade: **0**
Clock Start/From: **11**
Clock To:
1st Value: **4.000**
2nd Value:
Value Percent:
Continuous Index:
Within 8" of Joint:
Remarks:

Code: **TF**
Description: **Tap Factory**




Distance (ft): **101.4**
Structural Grade: **0**
O&M Grade: **0**
Clock Start/From: **2**
Clock To:
1st Value: **4.000**
2nd Value:
Value Percent:
Continuous Index:
Within 8" of Joint:
Remarks:

Code: **RFJ**
Description: **Roots Fine Joint**



Distance (ft): **107.0**
Structural Grade: **0**
O&M Grade: **1**
Clock Start/From: **12**
Clock To:
1st Value:
2nd Value:
Value Percent:
Continuous Index:
Within 8" of Joint: **YES**
Remarks:

Code: **DAGS**
Description: **Deposits Attached Grease**



Distance (ft): **107.0**
Structural Grade: **0**
O&M Grade: **2**
Clock Start/From: **8**
Clock To: **4**
1st Value:
2nd Value:
Value Percent: **5.000**
Continuous Index: **F01**
Within 8" of Joint: **NO**
Remarks:

Code: **DAE**
Description: **Deposits Attached Encrustation**




Distance (ft): **111.9**
Structural Grade: **0**
O&M Grade: **2**
Clock Start/From: **8**
Clock To: **4**
1st Value:
2nd Value:
Value Percent: **5.000**
Continuous Index: **S03**
Within 8" of Joint: **YES**
Remarks:

Code: **DAE**
Description: **Deposits Attached Encrustation**



Distance (ft): **143.0**
Structural Grade: **0**
O&M Grade: **2**
Clock Start/From: **8**
Clock To: **4**
1st Value:
2nd Value:
Value Percent: **5.000**
Continuous Index: **F03**
Within 8" of Joint: **YES**
Remarks:

Code: **IW**
Description: **Infil Weeper**



Distance (ft): **143.0**
Structural Grade: **0**
O&M Grade: **2**
Clock Start/From: **8**
Clock To: **4**
1st Value:
2nd Value:
Value Percent:
Continuous Index: **F02**
Within 8" of Joint: **YES**
Remarks:

Code: **DAE**
Description: **Deposits Attached Encrustation**



Distance (ft): **153.1**
Structural Grade: **0**
O&M Grade: **3**
Clock Start/From: **8**
Clock To: **4**
1st Value:
2nd Value:
Value Percent: **20.000**
Continuous Index:
Within 8" of Joint: **YES**
Remarks:

Code: **DAE**
Description: **Deposits Attached Encrustation**



Distance (ft): **158.3**
Structural Grade: **0**
O&M Grade: **2**
Clock Start/From: **8**
Clock To: **4**
1st Value:
2nd Value:
Value Percent: **5.000**
Continuous Index:
Within 8" of Joint: **YES**
Remarks:

Code: **TF**
Description: **Tap Factory**



Distance (ft): **165.0**
Structural Grade: **0**
O&M Grade: **0**
Clock Start/From: **10**
Clock To:
1st Value: **4.000**
2nd Value:
Value Percent:
Continuous Index:
Within 8" of Joint:
Remarks:

Code: **ID**
Description: **Infil Dripper**



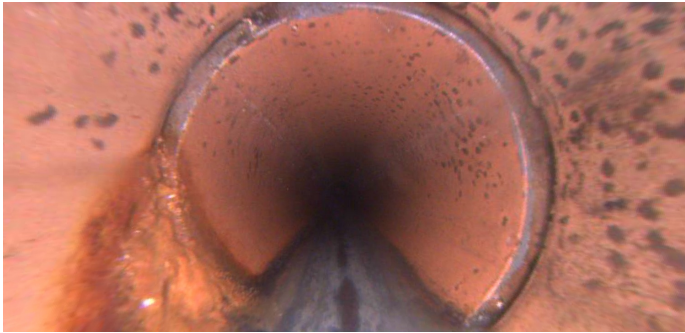
Distance (ft): **170.3**
Structural Grade: **0**
O&M Grade: **3**
Clock Start/From: **10**
Clock To:
1st Value:
2nd Value:
Value Percent:
Continuous Index:
Within 8" of Joint: **YES**
Remarks:

Code: **DAE**
Description: **Deposits Attached Encrustation**



Distance (ft): **170.3**
Structural Grade: **0**
O&M Grade: **2**
Clock Start/From: **8**
Clock To: **12**
1st Value:
2nd Value:
Value Percent: **10.000**
Continuous Index:
Within 8" of Joint: **YES**
Remarks:

Code: **IW**
Description: **Infil Weeper**



Distance (ft): **175.7**
Structural Grade: **0**
O&M Grade: **2**
Clock Start/From: **7**
Clock To: **9**
1st Value:
2nd Value:
Value Percent:
Continuous Index:
Within 8" of Joint: **YES**
Remarks:

Code: **DAE**
Description: **Deposits Attached Encrustation**



Distance (ft): **181.2**
Structural Grade: **0**
O&M Grade: **2**
Clock Start/From: **8**
Clock To: **4**
1st Value:
2nd Value:
Value Percent: **5.000**
Continuous Index:
Within 8" of Joint: **YES**
Remarks:

Code: ID
Description: Infil Dripper



Distance (ft): 186.4
Structural Grade: 0
O&M Grade: 3
Clock Start/From: 12
Clock To:
1st Value:
2nd Value:
Value Percent:
Continuous Index:
Within 8" of Joint: YES
Remarks:

Code: DAE
Description: Deposits Attached Encrustation



Distance (ft): 186.4
Structural Grade: 0
O&M Grade: 2
Clock Start/From: 8
Clock To: 4
1st Value:
2nd Value:
Value Percent: 10.000
Continuous Index:
Within 8" of Joint: YES
Remarks:

Code: **TFC**
Description: **Tap Factory Capped**



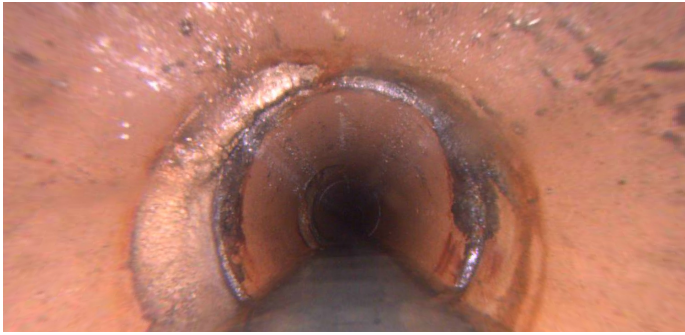
Distance (ft): **187.6**
Structural Grade: **0**
O&M Grade: **0**
Clock Start/From: **1**
Clock To:
1st Value: **4.000**
2nd Value:
Value Percent:
Continuous Index:
Within 8" of Joint:
Remarks:

Code: **DAE**
Description: **Deposits Attached Encrustation**



Distance (ft): **188.1**
Structural Grade: **0**
O&M Grade: **2**
Clock Start/From: **8**
Clock To: **4**
1st Value:
2nd Value:
Value Percent: **5.000**
Continuous Index:
Within 8" of Joint: **YES**
Remarks:

Code: **IW**
Description: **Infil Weeper**



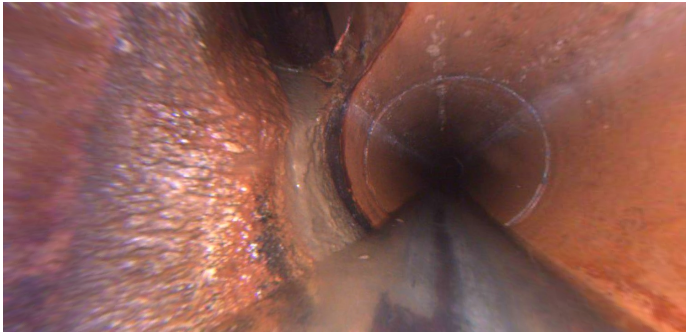
Distance (ft): **188.1**
Structural Grade: **0**
O&M Grade: **2**
Clock Start/From: **8**
Clock To: **4**
1st Value:
2nd Value:
Value Percent:
Continuous Index:
Within 8" of Joint: **YES**
Remarks:

Code: **TFA**
Description: **Tap Factory Active**



Distance (ft): **189.6**
Structural Grade: **0**
O&M Grade: **0**
Clock Start/From: **10**
Clock To:
1st Value: **4.000**
2nd Value:
Value Percent:
Continuous Index:
Within 8" of Joint:
Remarks:

Code: **DAE**
Description: **Deposits Attached Encrustation**



Distance (ft): **189.6**
Structural Grade: **0**
O&M Grade: **2**
Clock Start/From: **8**
Clock To: **10**
1st Value:
2nd Value:
Value Percent: **5.000**
Continuous Index:
Within 8" of Joint: **NO**
Remarks:

Code: **IW**
Description: **Infil Weeper**



Distance (ft): **195.5**
Structural Grade: **0**
O&M Grade: **2**
Clock Start/From: **8**
Clock To: **4**
1st Value:
2nd Value:
Value Percent:
Continuous Index: **S05**
Within 8" of Joint: **YES**
Remarks:

Code: **DAE**
Description: **Deposits Attached Encrustation**



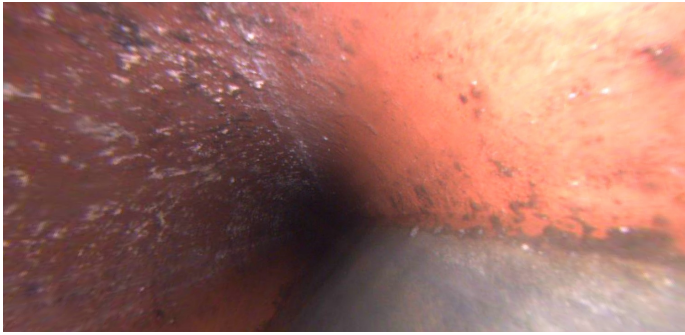
Distance (ft): **195.5**
Structural Grade: **0**
O&M Grade: **2**
Clock Start/From: **8**
Clock To: **4**
1st Value:
2nd Value:
Value Percent: **10.000**
Continuous Index: **S04**
Within 8" of Joint: **YES**
Remarks:

Code: **IW**
Description: **Infil Weeper**



Distance (ft): **212.5**
Structural Grade: **0**
O&M Grade: **2**
Clock Start/From: **8**
Clock To: **4**
1st Value:
2nd Value:
Value Percent:
Continuous Index: **F05**
Within 8" of Joint: **YES**
Remarks:

Code: **DAE**
Description: **Deposits Attached Encrustation**



Distance (ft): **212.5**
Structural Grade: **0**
O&M Grade: **2**
Clock Start/From: **8**
Clock To: **4**
1st Value:
2nd Value:
Value Percent: **10.000**
Continuous Index: **F04**
Within 8" of Joint: **YES**
Remarks:

Code: **MSA**
Description: **Abandoned Survey**



Distance (ft): **212.5**
Structural Grade: **0**
O&M Grade: **0**
Clock Start/From:
Clock To:
1st Value:
2nd Value:
Value Percent:
Continuous Index:
Within 8" of Joint: **NO**
Remarks: **OVERTURNED**