

# Profile/Photo Observation Report



Date:	<b>04/13/2018</b>	Weather:		Coding:	<b>PACP 6.0</b>
Pipe Length (ft):	<b>193.9</b>	Owner:	<b>NA</b>	Pre Clean:	<b>Not Known</b>
P.O.#:		Surveyor:	<b>Jen Costello</b>	PSR:	<b>P-503-086-084</b>
Customer:		Clean Date:	<b>01/01/1900</b>	Shape:	<b>C</b>

Street:	<b>W 40th ave</b>	Flow Control:	<b>Not Controlled</b>
City:	<b>Hobart, IN</b>	Year Renewed:	
Location:	<b>Other</b>	Tape/Media #:	
Purpose:	<b>Not Known</b>	Dia/Height:	<b>10"</b>
Use:	<b>Sanitary</b>	Material:	<b>VCP</b>
Drain Area:	<b>NA</b>	Lining:	
Category:	<b>NA</b>		
Comment:			
Location Details:		Direction of Survey:	<b>Downstream</b>
US MH:	<b>M-503-084</b>	DS MH:	<b>M-503-086</b>
		Total Length Surveyed (ft):	<b>187.2</b>


O&M Index:	<b>1.87</b>	O&M Quick:	<b>342D</b>	O&M Rating:	<b>73.00</b>
Structural Index:	<b>2.00</b>	Structural Quick:	<b>2100</b>	Structural Rating:	<b>2.00</b>
Overall Index:	<b>1.88</b>	Overall Quick:	<b>342D</b>	Overall Rating:	<b>75.00</b>

	Position	Code	Observation	Video (sec)	Grade
	.0	AMH	Manhole	10	NA
	.0	MWL	Water Level	21	NA
	5.6	IW	Infil Weeper	44	M 2
	15.8	DAE	Deposits Attached Encrustation	75	M 2
	15.8	IW(S01)	Infil Weeper	87	M 2
	15.8	ID	Infil Dripper	98	M 3
	36.7	DAE	Deposits Attached Encrustation	151	M 2
	36.7	ID	Infil Dripper	162	M 3
	47.8	IW(F01)	Infil Weeper	195	M 2
	53.8	TFA	Tap Factory Active	220	NA
	53.8	CL	Crack Longitudinal	233	S 2
	54.2	DAE	Deposits Attached Encrustation	246	M 2
	54.2	IW	Infil Weeper	257	M 2
	60.1	TBI	Tap Break-in Intruding	281	M 2
	60.1	DAGS	Deposits Attached Grease	292	M 2
	64.2	IW	Infil Weeper	312	M 2
	79.7	IW	Infil Weeper	354	M 2
	79.7	DAE	Deposits Attached Encrustation	365	M 2
	95.3	IW	Infil Weeper	408	M 2

96.9	TFC	Tap Factory Capped	424	NA
97.4	IW	Infil Weeper	439	M 2
97.4	DAE	Deposits Attached Encrustation	450	M 2
119.5	TFD	Tap Factory Defective	508	M 2
119.5	DAE	Deposits Attached Encrustation	519	M 2
120.0	DAE	Deposits Attached Encrustation	533	M 3
120.0	RFJ	Roots Fine Joint	544	M 1
130.2	IW	Infil Weeper	576	M 2
130.2	DAE	Deposits Attached Encrustation	587	M 2
130.2	RFJ	Roots Fine Joint	598	M 1
135.2	IW	Infil Weeper	620	M 2
135.2	RMJ	Roots Medium Joint	631	M 3
140.7	RFJ	Roots Fine Joint	653	M 1
152.4	TFC	Tap Factory Capped	690	NA
153.7	TFD	Tap Factory Defective	706	M 2
153.7	RFL	Roots Fine Lateral	717	M 1
159.9	RFJ(S02)	Roots Fine Joint	741	M 1
181.8	DAGS(S03)	Deposits Attached Grease	796	M 2
185.3	DAGS(F03)	Deposits Attached Grease	814	M 2
185.3	RFJ(F02)	Roots Fine Joint	826	M 1
187.2	AMH	Manhole	841	NA


**M-503-086**

Code: **AMH**  
Description: **Manhole**



Distance (ft): **.0**  
Structural Grade: **0**  
O&M Grade: **0**  
Clock Start/From:  
Clock To:  
1st Value:  
2nd Value:  
Value Percent:  
Continuous Index:  
Within 8" of Joint: **NO**  
Remarks: **M-503-084**

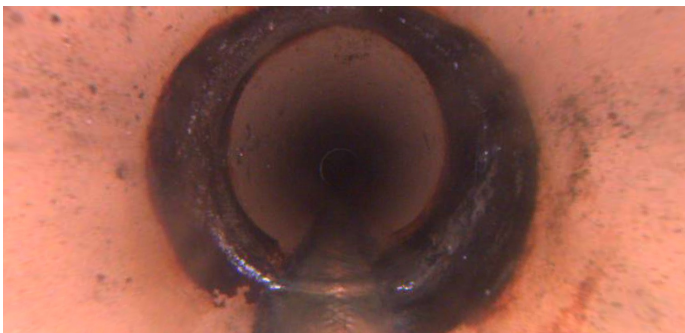
Code: **MWL**  
Description: **Water Level**



Distance (ft): **.0**  
Structural Grade: **0**  
O&M Grade: **0**  
Clock Start/From:  
Clock To:  
1st Value:  
2nd Value:  
Value Percent: **5.000**  
Continuous Index:  
Within 8" of Joint: **NO**  
Remarks:

---

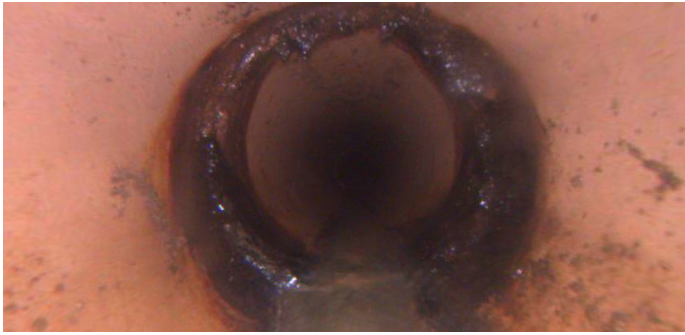
Code: **IW**  
Description: **Infil Weeper**



Distance (ft): **5.6**  
Structural Grade: **0**  
O&M Grade: **2**  
Clock Start/From: **7**  
Clock To: **5**  
1st Value:  
2nd Value:  
Value Percent:  
Continuous Index:  
Within 8" of Joint: **YES**  
Remarks:

---

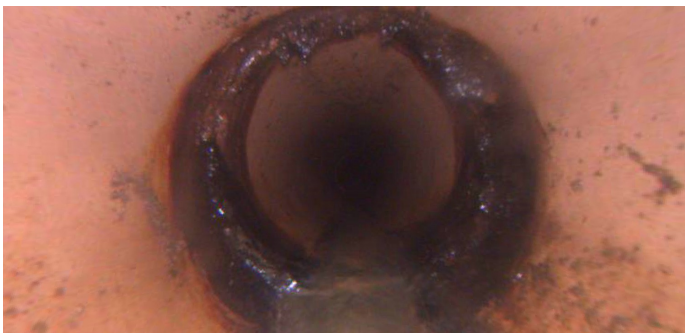
Code: **DAE**  
Description: **Deposits Attached Encrustation**



Distance (ft): **15.8**  
Structural Grade: **0**  
O&M Grade: **2**  
Clock Start/From: **8**  
Clock To: **4**  
1st Value:  
2nd Value:  
Value Percent: **5.000**  
Continuous Index:  
Within 8" of Joint: **YES**  
Remarks:

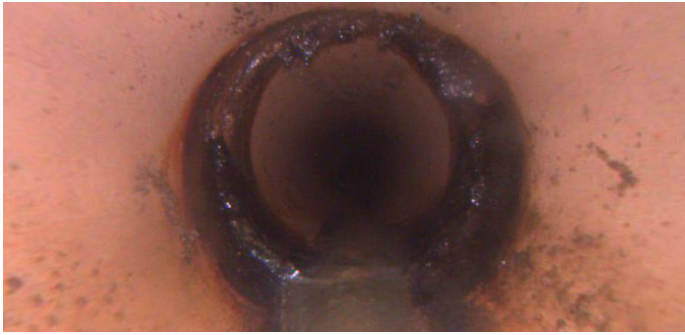
---

Code: **IW**  
Description: **Infil Weeper**



Distance (ft): **15.8**  
Structural Grade: **0**  
O&M Grade: **2**  
Clock Start/From: **8**  
Clock To: **4**  
1st Value:  
2nd Value:  
Value Percent:  
Continuous Index: **S01**  
Within 8" of Joint: **YES**  
Remarks:

Code: ID  
Description: Infil Dripper



Distance (ft): 15.8  
Structural Grade: 0  
O&M Grade: 3  
Clock Start/From: 12  
Clock To:  
1st Value:  
2nd Value:  
Value Percent:  
Continuous Index:  
Within 8" of Joint: YES  
Remarks:

---

Code: DAE  
Description: Deposits Attached Encrustation



Distance (ft): 36.7  
Structural Grade: 0  
O&M Grade: 2  
Clock Start/From: 8  
Clock To: 4  
1st Value:  
2nd Value:  
Value Percent: 5.000  
Continuous Index:  
Within 8" of Joint: YES  
Remarks:

---

Code: ID  
Description: Infil Dripper



Distance (ft): 36.7  
Structural Grade: 0  
O&M Grade: 3  
Clock Start/From: 1  
Clock To:  
1st Value:  
2nd Value:  
Value Percent:  
Continuous Index:  
Within 8" of Joint: YES  
Remarks:

---

Code: IW  
Description: Infil Weeper



Distance (ft): 47.8  
Structural Grade: 0  
O&M Grade: 2  
Clock Start/From: 8  
Clock To: 4  
1st Value:  
2nd Value:  
Value Percent:  
Continuous Index: F01  
Within 8" of Joint: YES  
Remarks:


Code: **TFA**  
Description: **Tap Factory Active**



Distance (ft): **53.8**  
Structural Grade: **0**  
O&M Grade: **0**  
Clock Start/From: **10**  
Clock To:  
1st Value: **4.000**  
2nd Value:  
Value Percent:  
Continuous Index:  
Within 8" of Joint:  
Remarks:

---

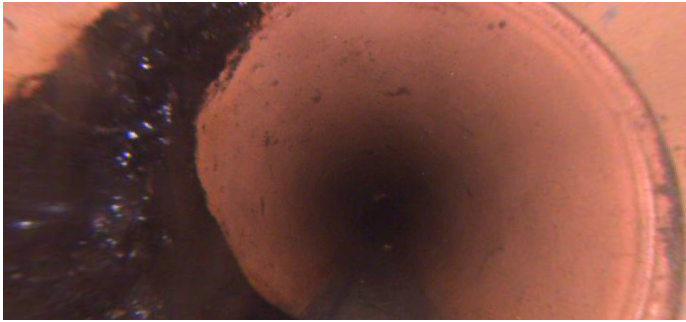
Code: **CL**  
Description: **Crack Longitudinal**



Distance (ft): **53.8**  
Structural Grade: **2**  
O&M Grade: **0**  
Clock Start/From: **11**  
Clock To:  
1st Value:  
2nd Value:  
Value Percent:  
Continuous Index:  
Within 8" of Joint: **YES**  
Remarks:

---

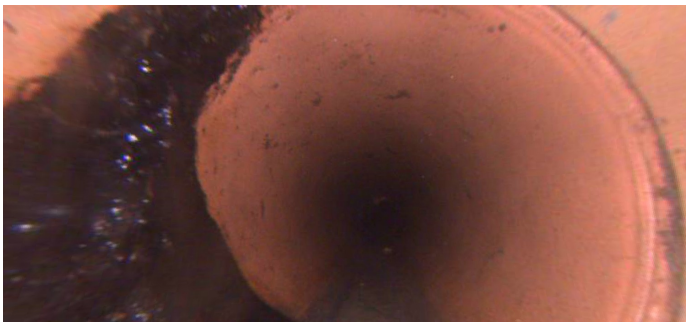
Code:	<b>DAE</b>
Description:	<b>Deposits Attached Encrustation</b>



Distance (ft):	<b>54.2</b>
Structural Grade:	<b>0</b>
O&M Grade:	<b>2</b>
Clock Start/From:	<b>7</b>
Clock To:	<b>11</b>
1st Value:	
2nd Value:	
Value Percent:	<b>5.000</b>
Continuous Index:	
Within 8" of Joint:	<b>YES</b>
Remarks:	

---

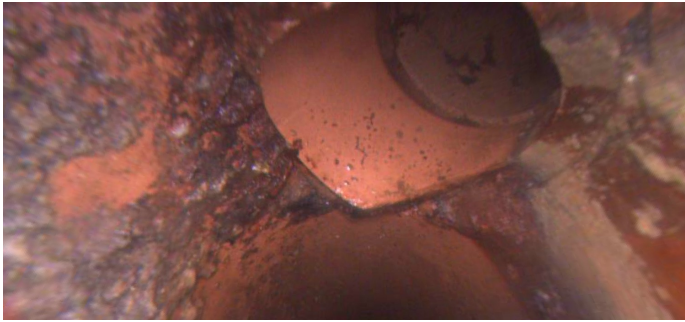
Code:	<b>IW</b>
Description:	<b>Infil Weeper</b>



Distance (ft):	<b>54.2</b>
Structural Grade:	<b>0</b>
O&M Grade:	<b>2</b>
Clock Start/From:	<b>7</b>
Clock To:	<b>11</b>
1st Value:	
2nd Value:	
Value Percent:	
Continuous Index:	
Within 8" of Joint:	<b>YES</b>
Remarks:	

---


Code: **TBI**  
Description: **Tap Break-in Intruding**



Distance (ft): **60.1**  
Structural Grade: **0**  
O&M Grade: **2**  
Clock Start/From: **12**  
Clock To:  
1st Value: **4.000**  
2nd Value: **2.000**  
Value Percent:  
Continuous Index:  
Within 8" of Joint:  
Remarks:

---

Code: **DAGS**  
Description: **Deposits Attached Grease**



Distance (ft): **60.1**  
Structural Grade: **0**  
O&M Grade: **2**  
Clock Start/From: **8**  
Clock To: **4**  
1st Value:  
2nd Value:  
Value Percent: **5.000**  
Continuous Index:  
Within 8" of Joint: **NO**  
Remarks:

---


Code: **IW**  
Description: **Infil Weeper**



Distance (ft): **64.2**  
Structural Grade: **0**  
O&M Grade: **2**  
Clock Start/From: **8**  
Clock To: **4**  
1st Value:  
2nd Value:  
Value Percent:  
Continuous Index:  
Within 8" of Joint: **YES**  
Remarks:

---


Code: **IW**  
Description: **Infil Weeper**



Distance (ft): **79.7**  
Structural Grade: **0**  
O&M Grade: **2**  
Clock Start/From: **1**  
Clock To: **4**  
1st Value:  
2nd Value:  
Value Percent:  
Continuous Index:  
Within 8" of Joint: **YES**  
Remarks:

---

Code: **DAE**  
Description: **Deposits Attached Encrustation**



Distance (ft): **79.7**  
Structural Grade: **0**  
O&M Grade: **2**  
Clock Start/From: **1**  
Clock To: **4**  
1st Value:  
2nd Value:  
Value Percent: **5.000**  
Continuous Index:  
Within 8" of Joint: **YES**  
Remarks:

---


Code: **IW**  
Description: **Infil Weeper**



Distance (ft): **95.3**  
Structural Grade: **0**  
O&M Grade: **2**  
Clock Start/From: **7**  
Clock To: **11**  
1st Value:  
2nd Value:  
Value Percent:  
Continuous Index:  
Within 8" of Joint: **YES**  
Remarks:

---


Code: **TFC**  
Description: **Tap Factory Capped**



Distance (ft): **96.9**  
Structural Grade: **0**  
O&M Grade: **0**  
Clock Start/From: **3**  
Clock To:  
1st Value: **4.000**  
2nd Value:  
Value Percent:  
Continuous Index:  
Within 8" of Joint:  
Remarks:

---


Code: **IW**  
Description: **Infil Weeper**



Distance (ft): **97.4**  
Structural Grade: **0**  
O&M Grade: **2**  
Clock Start/From: **8**  
Clock To: **4**  
1st Value:  
2nd Value:  
Value Percent:  
Continuous Index:  
Within 8" of Joint: **YES**  
Remarks:

---


Code: **DAE**  
Description: **Deposits Attached Encrustation**



Distance (ft): **97.4**  
Structural Grade: **0**  
O&M Grade: **2**  
Clock Start/From: **8**  
Clock To: **4**  
1st Value:  
2nd Value:  
Value Percent: **5.000**  
Continuous Index:  
Within 8" of Joint: **YES**  
Remarks:

---

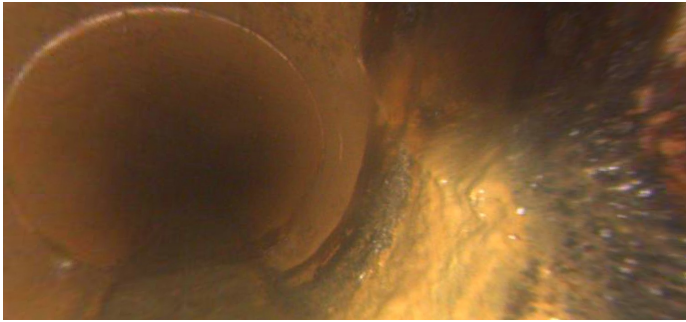
Code: **TFD**  
Description: **Tap Factory Defective**



Distance (ft): **119.5**  
Structural Grade: **0**  
O&M Grade: **2**  
Clock Start/From: **10**  
Clock To:  
1st Value: **4.000**  
2nd Value:  
Value Percent:  
Continuous Index:  
Within 8" of Joint:  
Remarks: **DAE**

---

Code: **DAE**  
Description: **Deposits Attached Encrustation**



Distance (ft): **119.5**  
Structural Grade: **0**  
O&M Grade: **2**  
Clock Start/From: **7**  
Clock To: **9**  
1st Value:  
2nd Value:  
Value Percent: **5.000**  
Continuous Index:  
Within 8" of Joint: **NO**  
Remarks:

---

Code: **DAE**  
Description: **Deposits Attached Encrustation**



Distance (ft): **120.0**  
Structural Grade: **0**  
O&M Grade: **3**  
Clock Start/From: **8**  
Clock To: **4**  
1st Value:  
2nd Value:  
Value Percent: **20.000**  
Continuous Index:  
Within 8" of Joint: **YES**  
Remarks:


Code: **RFJ**  
Description: **Roots Fine Joint**



Distance (ft): **120.0**  
Structural Grade: **0**  
O&M Grade: **1**  
Clock Start/From: **12**  
Clock To:  
1st Value:  
2nd Value:  
Value Percent:  
Continuous Index:  
Within 8" of Joint: **YES**  
Remarks:

---

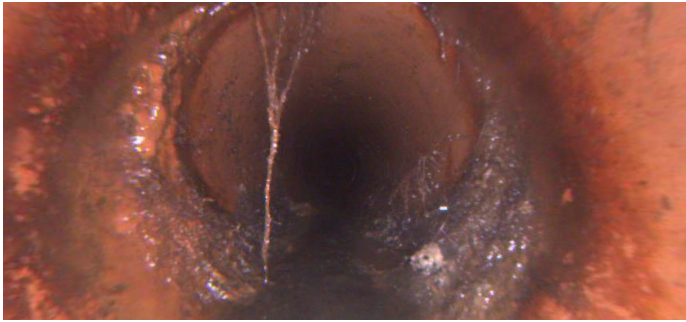
Code: **IW**  
Description: **Infil Weeper**



Distance (ft): **130.2**  
Structural Grade: **0**  
O&M Grade: **2**  
Clock Start/From: **8**  
Clock To: **4**  
1st Value:  
2nd Value:  
Value Percent:  
Continuous Index:  
Within 8" of Joint: **YES**  
Remarks:

---


Code: **DAE**  
Description: **Deposits Attached Encrustation**



Distance (ft): **130.2**  
Structural Grade: **0**  
O&M Grade: **2**  
Clock Start/From: **8**  
Clock To: **4**  
1st Value:  
2nd Value:  
Value Percent: **5.000**  
Continuous Index:  
Within 8" of Joint: **YES**  
Remarks:

---


Code: **RFJ**  
Description: **Roots Fine Joint**



Distance (ft): **130.2**  
Structural Grade: **0**  
O&M Grade: **1**  
Clock Start/From: **8**  
Clock To: **4**  
1st Value:  
2nd Value:  
Value Percent:  
Continuous Index:  
Within 8" of Joint: **YES**  
Remarks:

---


Code: **IW**  
Description: **Infil Weeper**



Distance (ft): **135.2**  
Structural Grade: **0**  
O&M Grade: **2**  
Clock Start/From: **7**  
Clock To: **11**  
1st Value:  
2nd Value:  
Value Percent:  
Continuous Index:  
Within 8" of Joint: **YES**  
Remarks:

---


Code: **RMJ**  
Description: **Roots Medium Joint**



Distance (ft): **135.2**  
Structural Grade: **0**  
O&M Grade: **3**  
Clock Start/From: **7**  
Clock To: **11**  
1st Value:  
2nd Value:  
Value Percent: **10.000**  
Continuous Index:  
Within 8" of Joint: **YES**  
Remarks:

---

Code: **RFJ**  
Description: **Roots Fine Joint**



Distance (ft): **140.7**  
Structural Grade: **0**  
O&M Grade: **1**  
Clock Start/From: **8**  
Clock To: **4**  
1st Value:  
2nd Value:  
Value Percent:  
Continuous Index:  
Within 8" of Joint: **YES**  
Remarks:

---

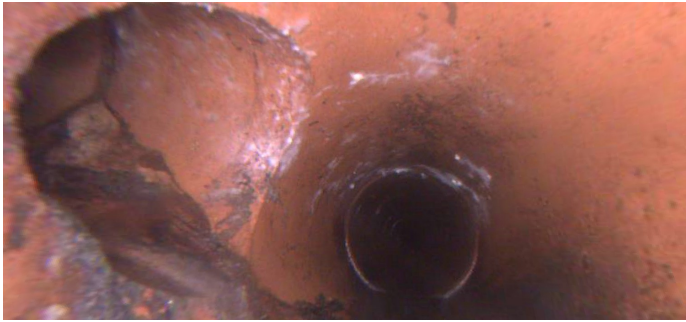
Code: **TFC**  
Description: **Tap Factory Capped**



Distance (ft): **152.4**  
Structural Grade: **0**  
O&M Grade: **0**  
Clock Start/From: **2**  
Clock To:  
1st Value: **4.000**  
2nd Value:  
Value Percent:  
Continuous Index:  
Within 8" of Joint:  
Remarks:

---

Code: **TFD**  
Description: **Tap Factory Defective**



Distance (ft): **153.7**  
Structural Grade: **0**  
O&M Grade: **2**  
Clock Start/From: **10**  
Clock To:  
1st Value: **4.000**  
2nd Value:  
Value Percent:  
Continuous Index:  
Within 8" of Joint:  
Remarks: **RFL**

---


Code: **RFL**  
Description: **Roots Fine Lateral**



Distance (ft): **153.7**  
Structural Grade: **0**  
O&M Grade: **1**  
Clock Start/From: **3**  
Clock To:  
1st Value:  
2nd Value:  
Value Percent:  
Continuous Index:  
Within 8" of Joint: **NO**  
Remarks:

---

Code: **RFJ**  
Description: **Roots Fine Joint**



Distance (ft): **159.9**  
Structural Grade: **0**  
O&M Grade: **1**  
Clock Start/From: **8**  
Clock To: **4**  
1st Value:  
2nd Value:  
Value Percent:  
Continuous Index: **S02**  
Within 8" of Joint: **YES**  
Remarks:

---

Code: **DAGS**  
Description: **Deposits Attached Grease**



Distance (ft): **181.8**  
Structural Grade: **0**  
O&M Grade: **2**  
Clock Start/From: **8**  
Clock To: **4**  
1st Value:  
2nd Value:  
Value Percent: **5.000**  
Continuous Index: **S03**  
Within 8" of Joint: **NO**  
Remarks:

---

Code: **DAGS**  
Description: **Deposits Attached Grease**



Distance (ft): **185.3**  
Structural Grade: **0**  
O&M Grade: **2**  
Clock Start/From: **8**  
Clock To: **4**  
1st Value:  
2nd Value:  
Value Percent: **5.000**  
Continuous Index: **F03**  
Within 8" of Joint: **NO**  
Remarks:

---


Code: **RFJ**  
Description: **Roots Fine Joint**



Distance (ft): **185.3**  
Structural Grade: **0**  
O&M Grade: **1**  
Clock Start/From: **8**  
Clock To: **4**  
1st Value:  
2nd Value:  
Value Percent:  
Continuous Index: **F02**  
Within 8" of Joint: **YES**  
Remarks:

---

Code: **AMH**  
Description: **Manhole**



Distance (ft): **187.2**  
Structural Grade: **0**  
O&M Grade: **0**  
Clock Start/From:  
Clock To:  
1st Value:  
2nd Value:  
Value Percent:  
Continuous Index:  
Within 8" of Joint: **NO**  
Remarks: **M-503-086**