

## Profile/Photo Observation Report

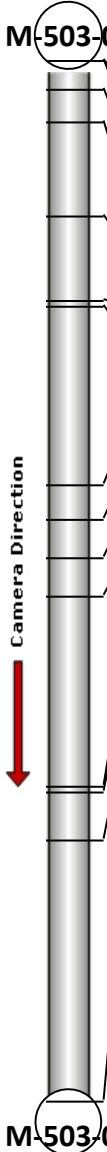


Date:	<b>09/29/2018</b>	Weather:		Coding:	<b>PACP 6.0</b>
Pipe Length (ft):	<b>547.5</b>	Owner:	<b>NA</b>	Pre Clean:	<b>Not Known</b>
P.O.#:		Surveyor:	<b>Justin Gonzales</b>	PSR:	<b>P-503-090-089</b>
Customer:		Clean Date:	<b>01/01/1900</b>	Shape:	<b>C</b>


Street:	<b>40th. Ave.</b>	Flow Control:	<b>Not Controlled</b>
City:	<b>Hobart, IN</b>	Year Renewed:	
Location:	<b>Light Highway</b>	Tape/Media #:	
Purpose:	<b>Routine Assessment</b>	Dia/Height:	<b>8"</b>
Use:	<b>Sanitary</b>	Material:	<b>PVC</b>
Drain Area:	<b>NA</b>	Lining:	
Category:	<b>NA</b>		
Comment:			

Location Details:		Direction of Survey:	<b>Downstream</b>
US MH:	<b>M-503-089</b>	DS MH:	<b>M-503-090</b>
		Total Length Surveyed (ft):	<b>439.8</b>

O&M Index:	<b>2.00</b>	O&M Quick:	<b>2200</b>	O&M Rating:	<b>4.00</b>
Structural Index:	<b>0.00</b>	Structural Quick:	<b>0000</b>	Structural Rating:	<b>0.00</b>
Overall Index:	<b>2.00</b>	Overall Quick:	<b>2200</b>	Overall Rating:	<b>4.00</b>

	Position	Code	Observation	Video (sec)	Grade
					
	.0	AMH	Manhole	10	NA
	.0	MWL	Water Level	21	NA
	16.8	TFA	Tap Factory Active	67	NA
	25.8	TFA	Tap Factory Active	98	NA
	70.9	MWL	Water Level	200	NA
	106.3	TF	Tap Factory	283	NA
	108.8	TF	Tap Factory	300	NA
	184.6	MWL	Water Level	464	NA
	198.8	DAGS	Deposits Attached Grease	504	M 2
	214.8	TF	Tap Factory	547	NA
	231.0	TF	Tap Factory	591	NA
	311.8	TF	Tap Factory	764	NA
	314.4	TF	Tap Factory	781	NA
	334.7	DAGS	Deposits Attached Grease	833	M 2
	439.8	MSA	Abandoned Survey	1054	NA


Code: **AMH**  
Description: **Manhole**



Distance (ft): **.0**  
Structural Grade: **0**  
O&M Grade: **0**  
Clock Start/From:  
Clock To:  
1st Value:  
2nd Value:  
Value Percent:  
Continuous Index:  
Within 8" of Joint: **NO**  
Remarks: **M-503-089**

---


Code:	<b>MWL</b>
Description:	<b>Water Level</b>



Distance (ft):	<b>.0</b>
Structural Grade:	<b>0</b>
O&M Grade:	<b>0</b>
Clock Start/From:	
Clock To:	
1st Value:	
2nd Value:	
Value Percent:	<b>15.000</b>
Continuous Index:	
Within 8" of Joint:	<b>NO</b>
Remarks:	

---


Code:	<b>TFA</b>
Description:	<b>Tap Factory Active</b>



Distance (ft):	<b>16.8</b>
Structural Grade:	<b>0</b>
O&M Grade:	<b>0</b>
Clock Start/From:	<b>3</b>
Clock To:	
1st Value:	<b>6.000</b>
2nd Value:	
Value Percent:	
Continuous Index:	
Within 8" of Joint:	
Remarks:	

---

Code: **TFA**  
Description: **Tap Factory Active**




Distance (ft): **25.8**  
Structural Grade: **0**  
O&M Grade: **0**  
Clock Start/From: **9**  
Clock To:  
1st Value: **6.000**  
2nd Value:  
Value Percent:  
Continuous Index:  
Within 8" of Joint:  
Remarks:

---

Code: **MWL**  
Description: **Water Level**




Distance (ft): **70.9**  
Structural Grade: **0**  
O&M Grade: **0**  
Clock Start/From:  
Clock To:  
1st Value:  
2nd Value:  
Value Percent: **10.000**  
Continuous Index:  
Within 8" of Joint: **NO**  
Remarks:



Code: **TF**  
Description: **Tap Factory**

Distance (ft): **106.3**  
Structural Grade: **0**  
O&M Grade: **0**  
Clock Start/From: **9**  
Clock To:  
1st Value: **6.000**  
2nd Value:  
Value Percent:  
Continuous Index:  
Within 8" of Joint:  
Remarks:

---




Code: **TF**  
Description: **Tap Factory**

Distance (ft): **108.8**  
Structural Grade: **0**  
O&M Grade: **0**  
Clock Start/From: **3**  
Clock To:  
1st Value: **6.000**  
2nd Value:  
Value Percent:  
Continuous Index:  
Within 8" of Joint:  
Remarks:

---


Code: **MWL**  
Description: **Water Level**



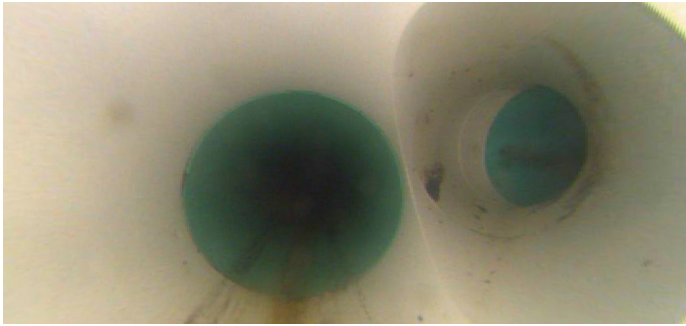
Distance (ft): **184.6**  
Structural Grade: **0**  
O&M Grade: **0**  
Clock Start/From:  
Clock To:  
1st Value:  
2nd Value:  
Value Percent: **5.000**  
Continuous Index:  
Within 8" of Joint: **NO**  
Remarks:

---

Code: **DAGS**  
Description: **Deposits Attached Grease**




Distance (ft): **198.8**  
Structural Grade: **0**  
O&M Grade: **2**  
Clock Start/From: **1**  
Clock To:  
1st Value:  
2nd Value:  
Value Percent: **5.000**  
Continuous Index:  
Within 8" of Joint:  
Remarks:



Code: **TF**  
Description: **Tap Factory**

Distance (ft): **214.8**  
Structural Grade: **0**  
O&M Grade: **0**  
Clock Start/From: **3**  
Clock To:  
1st Value: **6.000**  
2nd Value:  
Value Percent:  
Continuous Index:  
Within 8" of Joint:  
Remarks:

---




Code: **TF**  
Description: **Tap Factory**

Distance (ft): **231.0**  
Structural Grade: **0**  
O&M Grade: **0**  
Clock Start/From: **9**  
Clock To:  
1st Value: **6.000**  
2nd Value:  
Value Percent:  
Continuous Index:  
Within 8" of Joint:  
Remarks:

---



Code: **TF**  
Description: **Tap Factory**



Distance (ft): **311.8**  
Structural Grade: **0**  
O&M Grade: **0**  
Clock Start/From: **2**  
Clock To:  
1st Value: **6.000**  
2nd Value:  
Value Percent:  
Continuous Index:  
Within 8" of Joint:  
Remarks:

---

Code: **TF**  
Description: **Tap Factory**




Distance (ft): **314.4**  
Structural Grade: **0**  
O&M Grade: **0**  
Clock Start/From: **9**  
Clock To:  
1st Value: **6.000**  
2nd Value:  
Value Percent:  
Continuous Index:  
Within 8" of Joint:  
Remarks:

---



Code: **DAGS**  
Description: **Deposits Attached Grease**



Distance (ft): **334.7**  
Structural Grade: **0**  
O&M Grade: **2**  
Clock Start/From: **11**  
Clock To: **1**  
1st Value:  
2nd Value:  
Value Percent: **5.000**  
Continuous Index:  
Within 8" of Joint: **NO**  
Remarks:

---

Code: **MSA**  
Description: **Abandoned Survey**



Distance (ft): **439.8**  
Structural Grade: **0**  
O&M Grade: **0**  
Clock Start/From:  
Clock To:  
1st Value:  
2nd Value:  
Value Percent:  
Continuous Index:  
Within 8" of Joint: **NO**  
Remarks: **ROBOT HAS STOPPED**