

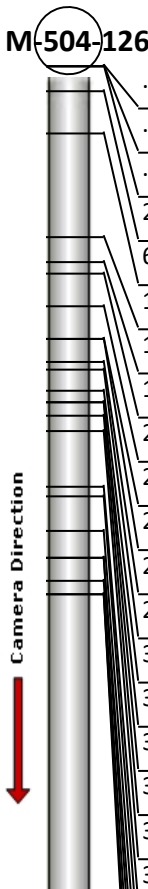
Profile/Photo Observation Report



Date:	04/16/2018	Weather:		Coding:	PACP 6.0
Pipe Length (ft):	320.0	Owner:	NA	Pre Clean:	Not Known
P.O.#:		Surveyor:	Selasie Honu	PSR:	P-504-126.1-126
Customer:		Clean Date:	01/01/1900	Shape:	C

Street:	Summerlin	Flow Control:	Not Controlled
City:	Hobart, IN	Year Renewed:	
Location:	Light Highway	Tape/Media #:	
Purpose:	Not Known	Dia/Height:	10"
Use:	Sanitary	Material:	CP
Drain Area:	NA	Lining:	
Category:	NA		
Comment:			
Location Details:		Direction of Survey:	Downstream
US MH:	M-504-126	DS MH:	M-504-126.1
		Total Length Surveyed (ft):	261.0

O&M Index:	1.52	O&M Quick:	322A	O&M Rating:	41.00
Structural Index:	2.86	Structural Quick:	3F22	Structural Rating:	120.00
Overall Index:	2.33	Overall Quick:	3G2A	Overall Rating:	161.00

Position	Code	Observation	Video (sec)	Grade
				
.0	SAP(S02)	Surface Aggregate Projecting	10	S 3
.0	AMH	Manhole	22	NA
.0	MWL	Water Level	33	NA
2.4	JOM	Joint Offset Medium	49	S 1
6.3	FC	Fracture Circumferential	68	S 2
16.1	RFB	Roots Fine Barrel	99	M 2
18.4	RFB	Roots Fine Barrel	115	M 2
19.4	RFJ	Roots Fine Joint	129	M 1
22.6	RFB	Roots Fine Barrel	147	M 2
25.5	SAP(F02)	Surface Aggregate Projecting	164	S 3
25.5	MMC	Material Change	175	NA
27.7	TF	Tap Factory	191	NA
28.4	RFJ	Roots Fine Joint	204	M 1
30.4	TFC	Tap Factory Capped	220	NA
31.6	MMC	Material Change	234	NA
31.6	SAP(S03)	Surface Aggregate Projecting	245	S 3
32.7	RFB	Roots Fine Barrel	259	M 2
34.2	RFJ	Roots Fine Joint	273	M 1
39.4	RFB	Roots Fine Barrel	295	M 2


40.4	RFJ(S04)	Roots Fine Joint	309	M 1
43.6	TF	Tap Factory	327	NA
46.1	SAP(F03)	Surface Aggregate Projecting	343	S 3
46.1	MMC	Material Change	354	NA
48.2	TFC	Tap Factory Capped	370	NA
49.6	MMC	Material Change	385	NA
49.6	SAP(S05)	Surface Aggregate Projecting	396	S 3
89.3	RFJ(F04)	Roots Fine Joint	487	M 1
97.8	FC	Fracture Circumferential	515	S 2
113.8	TBI	Tap Break-in Intruding	559	M 2
119.2	SAP(F05)	Surface Aggregate Projecting	581	S 3
119.2	MMC	Material Change	592	NA
121.5	TFC	Tap Factory Capped	609	NA
121.9	MMC	Material Change	622	NA
122.3	SAP(S06)	Surface Aggregate Projecting	634	S 3
128.2	SAP(F06)	Surface Aggregate Projecting	657	S 3
128.2	MMC	Material Change	668	NA
130.1	TF	Tap Factory	684	NA
131.0	MMC	Material Change	697	NA
131.0	SAP(S07)	Surface Aggregate Projecting	708	S 3
139.4	CC	Crack Circumferential	737	S 1
148.9	TBI	Tap Break-in Intruding	767	M 2
163.9	SAP(F07)	Surface Aggregate Projecting	809	S 3
163.9	MMC	Material Change	820	NA
165.4	TF	Tap Factory	834	NA
166.7	MMC	Material Change	849	NA
166.7	SAP(S08)	Surface Aggregate Projecting	860	S 3
172.0	TBI	Tap Break-in Intruding	882	M 2
196.5	SAP(F08)	Surface Aggregate Projecting	942	S 3
196.5	MMC	Material Change	953	NA
207.7	RMJ(S01)	Roots Medium Joint	987	M 3
219.3	RMJ(F01)	Roots Medium Joint	1022	M 3
225.3	TBI	Tap Break-in Intruding	1045	M 2
225.9	MMC	Material Change	1058	NA
225.9	SAP(S09)	Surface Aggregate Projecting	1069	S 3
228.3	TBI	Tap Break-in Intruding	1086	M 2
231.8	SAP(F09)	Surface Aggregate Projecting	1104	S 3
231.8	MMC	Material Change	1115	NA
242.9	RFJ	Roots Fine Joint	1149	M 1
249.2	RFJ	Roots Fine Joint	1173	M 1
258.4	MWL	Water Level	1202	NA
258.4	MMC	Material Change	1214	NA



258.4	SAP	Surface Aggregate Projecting	1225	S 3
261.0	MSA	Abandoned Survey	1241	NA

M-504-126.1

Code: **SAP**
Description: **Surface Aggregate Projecting**




Distance (ft): **.0**
Structural Grade: **3**
O&M Grade: **0**
Clock Start/From: **7**
Clock To: **5**
1st Value:
2nd Value:
Value Percent:
Continuous Index: **S02**
Within 8" of Joint:
Remarks:

Code: **AMH**
Description: **Manhole**



Distance (ft): **.0**
Structural Grade: **0**
O&M Grade: **0**
Clock Start/From:
Clock To:
1st Value:
2nd Value:
Value Percent:
Continuous Index:
Within 8" of Joint: **NO**
Remarks: **M-504-126**

Code: **MWL**
Description: **Water Level**



Distance (ft): **.0**
Structural Grade: **0**
O&M Grade: **0**
Clock Start/From:
Clock To:
1st Value:
2nd Value:
Value Percent: **5.000**
Continuous Index:
Within 8" of Joint: **NO**
Remarks:

Code: **JOM**
Description: **Joint Offset Medium**



Distance (ft): **2.4**
Structural Grade: **1**
O&M Grade: **0**
Clock Start/From:
Clock To:
1st Value:
2nd Value:
Value Percent:
Continuous Index:
Within 8" of Joint: **NO**
Remarks:

Code: **FC**
Description: **Fracture Circumferential**




Distance (ft): **6.3**
Structural Grade: **2**
O&M Grade: **0**
Clock Start/From: **8**
Clock To: **4**
1st Value:
2nd Value:
Value Percent:
Continuous Index:
Within 8" of Joint:
Remarks:

Code: **RFB**
Description: **Roots Fine Barrel**




Distance (ft): **16.1**
Structural Grade: **0**
O&M Grade: **2**
Clock Start/From: **3**
Clock To:
1st Value:
2nd Value:
Value Percent:
Continuous Index:
Within 8" of Joint: **NO**
Remarks:

Code: **RFB**
Description: **Roots Fine Barrel**



Distance (ft): **18.4**
Structural Grade: **0**
O&M Grade: **2**
Clock Start/From: **5**
Clock To: **7**
1st Value:
2nd Value:
Value Percent:
Continuous Index:
Within 8" of Joint: **NO**
Remarks:

Code: **RFJ**
Description: **Roots Fine Joint**



Distance (ft): **19.4**
Structural Grade: **0**
O&M Grade: **1**
Clock Start/From: **5**
Clock To:
1st Value:
2nd Value:
Value Percent:
Continuous Index:
Within 8" of Joint: **YES**
Remarks:

Code: **RFB**
Description: **Roots Fine Barrel**




Distance (ft): **22.6**
Structural Grade: **0**
O&M Grade: **2**
Clock Start/From: **4**
Clock To:
1st Value:
2nd Value:
Value Percent:
Continuous Index:
Within 8" of Joint: **NO**
Remarks:

Code: **SAP**
Description: **Surface Aggregate Projecting**



Distance (ft): **25.5**
Structural Grade: **3**
O&M Grade: **0**
Clock Start/From: **7**
Clock To: **5**
1st Value:
2nd Value:
Value Percent:
Continuous Index: **F02**
Within 8" of Joint:
Remarks:

Code: **MMC**
Description: **Material Change**



Distance (ft): **25.5**
Structural Grade: **0**
O&M Grade: **0**
Clock Start/From:
Clock To:
1st Value:
2nd Value:
Value Percent:
Continuous Index:
Within 8" of Joint: **NO**
Remarks: **VCP**

Code: **TF**
Description: **Tap Factory**



Distance (ft): **27.7**
Structural Grade: **0**
O&M Grade: **0**
Clock Start/From: **1**
Clock To:
1st Value: **4.000**
2nd Value:
Value Percent:
Continuous Index:
Within 8" of Joint:
Remarks:

Code: **RFJ**
Description: **Roots Fine Joint**




Distance (ft): **28.4**
Structural Grade: **0**
O&M Grade: **1**
Clock Start/From: **8**
Clock To:
1st Value:
2nd Value:
Value Percent:
Continuous Index:
Within 8" of Joint: **YES**
Remarks:

Code: **TFC**
Description: **Tap Factory Capped**



Distance (ft): **30.4**
Structural Grade: **0**
O&M Grade: **0**
Clock Start/From: **11**
Clock To:
1st Value: **4.000**
2nd Value:
Value Percent:
Continuous Index:
Within 8" of Joint:
Remarks:

Code: **MMC**
Description: **Material Change**



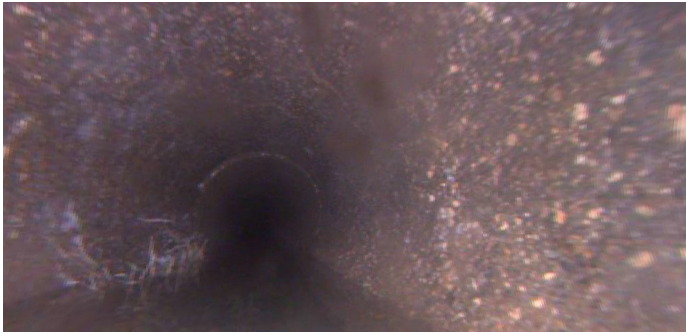
Distance (ft): **31.6**
Structural Grade: **0**
O&M Grade: **0**
Clock Start/From:
Clock To:
1st Value:
2nd Value:
Value Percent:
Continuous Index:
Within 8" of Joint: **NO**
Remarks: **CP**

Code: **SAP**
Description: **Surface Aggregate Projecting**



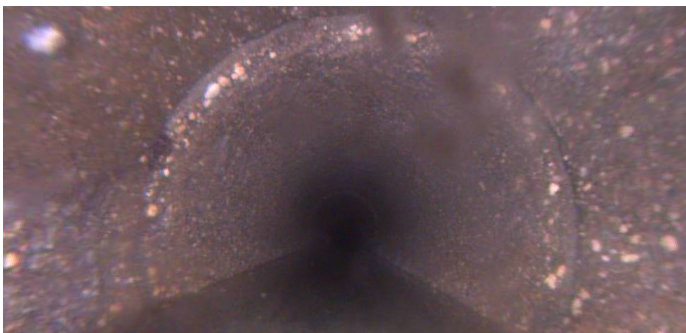
Distance (ft): **31.6**
Structural Grade: **3**
O&M Grade: **0**
Clock Start/From: **8**
Clock To: **4**
1st Value:
2nd Value:
Value Percent:
Continuous Index: **S03**
Within 8" of Joint:
Remarks:

Code: **RFB**
Description: **Roots Fine Barrel**




Distance (ft): **32.7**
Structural Grade: **0**
O&M Grade: **2**
Clock Start/From: **7**
Clock To: **9**
1st Value:
2nd Value:
Value Percent:
Continuous Index:
Within 8" of Joint: **NO**
Remarks:

Code: **RFJ**
Description: **Roots Fine Joint**



Distance (ft): **34.2**
Structural Grade: **0**
O&M Grade: **1**
Clock Start/From: **8**
Clock To: **9**
1st Value:
2nd Value:
Value Percent:
Continuous Index:
Within 8" of Joint: **YES**
Remarks:

Code: **RFB**
Description: **Roots Fine Barrel**



Distance (ft): **39.4**
Structural Grade: **0**
O&M Grade: **2**
Clock Start/From: **7**
Clock To:
1st Value:
2nd Value:
Value Percent:
Continuous Index:
Within 8" of Joint: **NO**
Remarks:

Code: **RFJ**
Description: **Roots Fine Joint**



Distance (ft): **40.4**
Structural Grade: **0**
O&M Grade: **1**
Clock Start/From: **8**
Clock To: **4**
1st Value:
2nd Value:
Value Percent:
Continuous Index: **S04**
Within 8" of Joint: **YES**
Remarks:

Code: **TF**
Description: **Tap Factory**



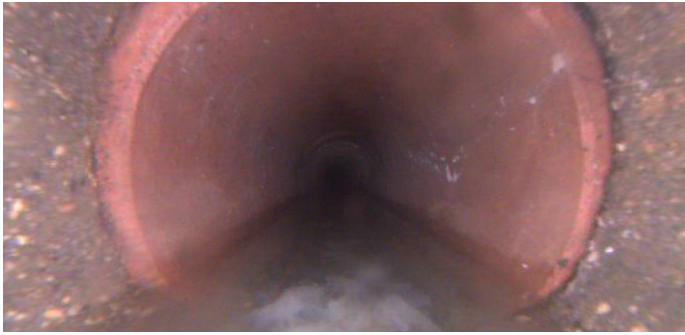
Distance (ft): **43.6**
Structural Grade: **0**
O&M Grade: **0**
Clock Start/From: **2**
Clock To:
1st Value: **4.000**
2nd Value:
Value Percent:
Continuous Index:
Within 8" of Joint:
Remarks:

Code: **SAP**
Description: **Surface Aggregate Projecting**



Distance (ft): **46.1**
Structural Grade: **3**
O&M Grade: **0**
Clock Start/From: **8**
Clock To: **4**
1st Value:
2nd Value:
Value Percent:
Continuous Index: **F03**
Within 8" of Joint:
Remarks:

Code: **MMC**
Description: **Material Change**



Distance (ft): **46.1**
Structural Grade: **0**
O&M Grade: **0**
Clock Start/From:
Clock To:
1st Value:
2nd Value:
Value Percent:
Continuous Index:
Within 8" of Joint: **NO**
Remarks: **VCP**

Code: **TFC**
Description: **Tap Factory Capped**



Distance (ft): **48.2**
Structural Grade: **0**
O&M Grade: **0**
Clock Start/From: **11**
Clock To:
1st Value: **4.000**
2nd Value:
Value Percent:
Continuous Index:
Within 8" of Joint:
Remarks:

Code: **MMC**
Description: **Material Change**



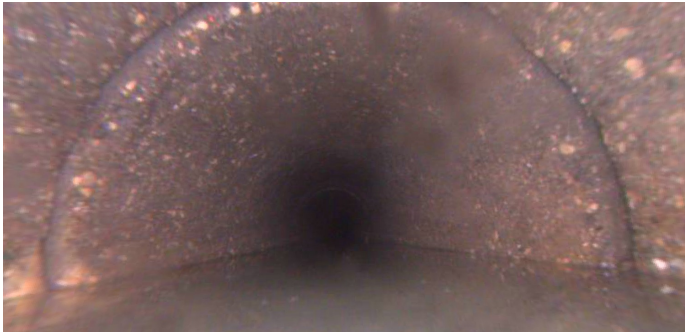
Distance (ft): **49.6**
Structural Grade: **0**
O&M Grade: **0**
Clock Start/From:
Clock To:
1st Value:
2nd Value:
Value Percent:
Continuous Index:
Within 8" of Joint: **NO**
Remarks: **cp**

Code: **SAP**
Description: **Surface Aggregate Projecting**



Distance (ft): **49.6**
Structural Grade: **3**
O&M Grade: **0**
Clock Start/From: **8**
Clock To: **4**
1st Value:
2nd Value:
Value Percent:
Continuous Index: **S05**
Within 8" of Joint:
Remarks:

Code: **RFJ**
Description: **Roots Fine Joint**




Distance (ft): **89.3**
Structural Grade: **0**
O&M Grade: **1**
Clock Start/From: **8**
Clock To: **4**
1st Value:
2nd Value:
Value Percent:
Continuous Index: **F04**
Within 8" of Joint: **YES**
Remarks:

Code: **FC**
Description: **Fracture Circumferential**



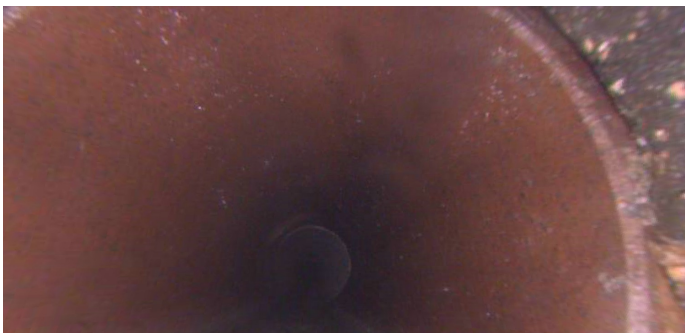
Distance (ft): **97.8**
Structural Grade: **2**
O&M Grade: **0**
Clock Start/From: **8**
Clock To: **4**
1st Value:
2nd Value:
Value Percent:
Continuous Index:
Within 8" of Joint:
Remarks:

Code: **TBI**
Description: **Tap Break-in Intruding**



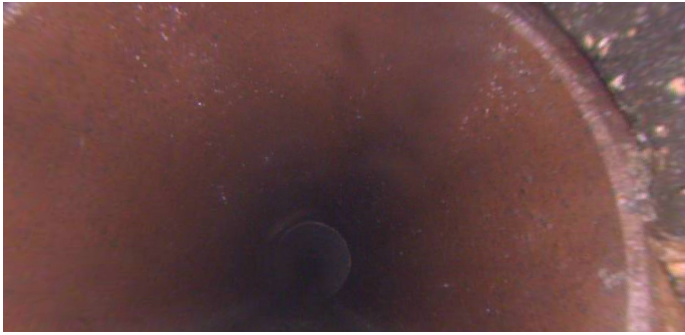
Distance (ft): **113.8**
Structural Grade: **0**
O&M Grade: **2**
Clock Start/From: **12**
Clock To:
1st Value: **4.000**
2nd Value: **1.000**
Value Percent:
Continuous Index:
Within 8" of Joint:
Remarks: **active**

Code: **SAP**
Description: **Surface Aggregate Projecting**



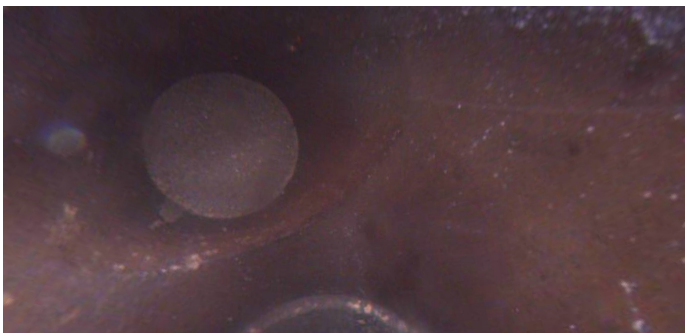
Distance (ft): **119.2**
Structural Grade: **3**
O&M Grade: **0**
Clock Start/From: **8**
Clock To: **4**
1st Value:
2nd Value:
Value Percent:
Continuous Index: **F05**
Within 8" of Joint:
Remarks:

Code: **MMC**
Description: **Material Change**



Distance (ft): **119.2**
Structural Grade: **0**
O&M Grade: **0**
Clock Start/From:
Clock To:
1st Value:
2nd Value:
Value Percent:
Continuous Index:
Within 8" of Joint: **NO**
Remarks: **VCP**

Code: **TFC**
Description: **Tap Factory Capped**



Distance (ft): **121.5**
Structural Grade: **0**
O&M Grade: **0**
Clock Start/From: **11**
Clock To:
1st Value: **4.000**
2nd Value:
Value Percent:
Continuous Index:
Within 8" of Joint:
Remarks:

Code: **MMC**
Description: **Material Change**



Distance (ft): **121.9**
Structural Grade: **0**
O&M Grade: **0**
Clock Start/From:
Clock To:
1st Value:
2nd Value:
Value Percent:
Continuous Index:
Within 8" of Joint: **NO**
Remarks: **cp**

Code: **SAP**
Description: **Surface Aggregate Projecting**



Distance (ft): **122.3**
Structural Grade: **3**
O&M Grade: **0**
Clock Start/From: **7**
Clock To: **5**
1st Value:
2nd Value:
Value Percent:
Continuous Index: **S06**
Within 8" of Joint:
Remarks:

Code: **SAP**
Description: **Surface Aggregate Projecting**




Distance (ft): **128.2**
Structural Grade: **3**
O&M Grade: **0**
Clock Start/From: **7**
Clock To: **5**
1st Value:
2nd Value:
Value Percent:
Continuous Index: **F06**
Within 8" of Joint:
Remarks:

Code: **MMC**
Description: **Material Change**



Distance (ft): **128.2**
Structural Grade: **0**
O&M Grade: **0**
Clock Start/From:
Clock To:
1st Value:
2nd Value:
Value Percent:
Continuous Index:
Within 8" of Joint: **NO**
Remarks: **VCP**

Code: **TF**
Description: **Tap Factory**




Distance (ft): **130.1**
Structural Grade: **0**
O&M Grade: **0**
Clock Start/From: **1**
Clock To:
1st Value: **4.000**
2nd Value:
Value Percent:
Continuous Index:
Within 8" of Joint:
Remarks:

Code: **MMC**
Description: **Material Change**




Distance (ft): **131.0**
Structural Grade: **0**
O&M Grade: **0**
Clock Start/From:
Clock To:
1st Value:
2nd Value:
Value Percent:
Continuous Index:
Within 8" of Joint: **NO**
Remarks: **vcp**

Code: **SAP**
Description: **Surface Aggregate Projecting**



Distance (ft): **131.0**
Structural Grade: **3**
O&M Grade: **0**
Clock Start/From: **8**
Clock To: **4**
1st Value:
2nd Value:
Value Percent:
Continuous Index: **S07**
Within 8" of Joint:
Remarks:

Code: **CC**
Description: **Crack Circumferential**



Distance (ft): **139.4**
Structural Grade: **1**
O&M Grade: **0**
Clock Start/From: **8**
Clock To: **4**
1st Value:
2nd Value:
Value Percent:
Continuous Index:
Within 8" of Joint:
Remarks:

Code: **TBI**
Description: **Tap Break-in Intruding**



Distance (ft): **148.9**
Structural Grade: **0**
O&M Grade: **2**
Clock Start/From: **12**
Clock To:
1st Value: **6.000**
2nd Value: **3.000**
Value Percent:
Continuous Index:
Within 8" of Joint:
Remarks:

Code: **SAP**
Description: **Surface Aggregate Projecting**



Distance (ft): **163.9**
Structural Grade: **3**
O&M Grade: **0**
Clock Start/From: **8**
Clock To: **4**
1st Value:
2nd Value:
Value Percent:
Continuous Index: **F07**
Within 8" of Joint:
Remarks:

Code: **MMC**
Description: **Material Change**




Distance (ft): **163.9**
Structural Grade: **0**
O&M Grade: **0**
Clock Start/From:
Clock To:
1st Value:
2nd Value:
Value Percent:
Continuous Index:
Within 8" of Joint: **NO**
Remarks: **VCP**

Code: **TF**
Description: **Tap Factory**




Distance (ft): **165.4**
Structural Grade: **0**
O&M Grade: **0**
Clock Start/From: **1**
Clock To:
1st Value: **4.000**
2nd Value:
Value Percent:
Continuous Index:
Within 8" of Joint:
Remarks:

Code: **MMC**
Description: **Material Change**



Distance (ft): **166.7**
Structural Grade: **0**
O&M Grade: **0**
Clock Start/From:
Clock To:
1st Value:
2nd Value:
Value Percent:
Continuous Index:
Within 8" of Joint: **NO**
Remarks: **cp**

Code: **SAP**
Description: **Surface Aggregate Projecting**



Distance (ft): **166.7**
Structural Grade: **3**
O&M Grade: **0**
Clock Start/From: **7**
Clock To: **5**
1st Value:
2nd Value:
Value Percent:
Continuous Index: **S08**
Within 8" of Joint:
Remarks:

Code: **TBI**
Description: **Tap Break-in Intruding**



Distance (ft): **172.0**
Structural Grade: **0**
O&M Grade: **2**
Clock Start/From: **12**
Clock To:
1st Value: **6.000**
2nd Value: **2.000**
Value Percent:
Continuous Index:
Within 8" of Joint:
Remarks:

Code: **SAP**
Description: **Surface Aggregate Projecting**



Distance (ft): **196.5**
Structural Grade: **3**
O&M Grade: **0**
Clock Start/From: **7**
Clock To: **5**
1st Value:
2nd Value:
Value Percent:
Continuous Index: **F08**
Within 8" of Joint:
Remarks:

Code: **MMC**
Description: **Material Change**



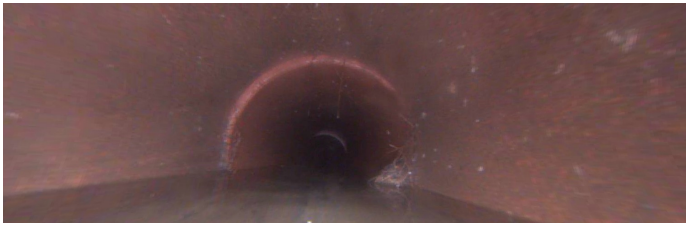
Distance (ft): **196.5**
Structural Grade: **0**
O&M Grade: **0**
Clock Start/From:
Clock To:
1st Value:
2nd Value:
Value Percent:
Continuous Index:
Within 8" of Joint: **NO**
Remarks: **vcp**

Code: **RMJ**
Description: **Roots Medium Joint**



Distance (ft): **207.7**
Structural Grade: **0**
O&M Grade: **3**
Clock Start/From: **7**
Clock To: **5**
1st Value:
2nd Value:
Value Percent: **15.000**
Continuous Index: **S01**
Within 8" of Joint: **YES**
Remarks:

Code: **RMJ**
Description: **Roots Medium Joint**




Distance (ft): **219.3**
Structural Grade: **0**
O&M Grade: **3**
Clock Start/From: **7**
Clock To: **5**
1st Value:
2nd Value:
Value Percent: **15.000**
Continuous Index: **F01**
Within 8" of Joint: **YES**
Remarks:

Code: **TBI**
Description: **Tap Break-in Intruding**



Distance (ft): **225.3**
Structural Grade: **0**
O&M Grade: **2**
Clock Start/From: **1**
Clock To:
1st Value: **6.000**
2nd Value: **2.000**
Value Percent:
Continuous Index:
Within 8" of Joint:
Remarks:

Code: **MMC**
Description: **Material Change**



Distance (ft): **225.9**
Structural Grade: **0**
O&M Grade: **0**
Clock Start/From:
Clock To:
1st Value:
2nd Value:
Value Percent:
Continuous Index:
Within 8" of Joint: **NO**
Remarks: **CP**

Code: **SAP**
Description: **Surface Aggregate Projecting**



Distance (ft): **225.9**
Structural Grade: **3**
O&M Grade: **0**
Clock Start/From: **8**
Clock To: **4**
1st Value:
2nd Value:
Value Percent:
Continuous Index: **S09**
Within 8" of Joint:
Remarks:

Code: **TBI**
Description: **Tap Break-in Intruding**



Distance (ft): **228.3**
Structural Grade: **0**
O&M Grade: **2**
Clock Start/From: **11**
Clock To:
1st Value: **6.000**
2nd Value: **2.000**
Value Percent:
Continuous Index:
Within 8" of Joint:
Remarks:

Code: **SAP**
Description: **Surface Aggregate Projecting**



Distance (ft): **231.8**
Structural Grade: **3**
O&M Grade: **0**
Clock Start/From: **8**
Clock To: **4**
1st Value:
2nd Value:
Value Percent:
Continuous Index: **F09**
Within 8" of Joint:
Remarks:

Code: **MMC**
Description: **Material Change**



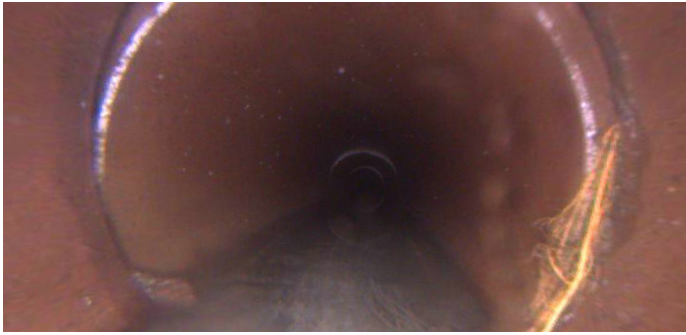
Distance (ft): **231.8**
Structural Grade: **0**
O&M Grade: **0**
Clock Start/From:
Clock To:
1st Value:
2nd Value:
Value Percent:
Continuous Index:
Within 8" of Joint: **NO**
Remarks: **VCP**

Code: **RFJ**
Description: **Roots Fine Joint**



Distance (ft): **242.9**
Structural Grade: **0**
O&M Grade: **1**
Clock Start/From: **8**
Clock To:
1st Value:
2nd Value:
Value Percent:
Continuous Index:
Within 8" of Joint: **YES**
Remarks:

Code: **RFJ**
Description: **Roots Fine Joint**




Distance (ft): **249.2**
Structural Grade: **0**
O&M Grade: **1**
Clock Start/From: **3**
Clock To: **5**
1st Value:
2nd Value:
Value Percent:
Continuous Index:
Within 8" of Joint: **YES**
Remarks:

Code: **MWL**
Description: **Water Level**



Distance (ft): **258.4**
Structural Grade: **0**
O&M Grade: **0**
Clock Start/From:
Clock To:
1st Value:
2nd Value:
Value Percent: **40.000**
Continuous Index:
Within 8" of Joint: **NO**
Remarks:

Code: **MMC**
Description: **Material Change**




Distance (ft): **258.4**
Structural Grade: **0**
O&M Grade: **0**
Clock Start/From:
Clock To:
1st Value:
2nd Value:
Value Percent:
Continuous Index:
Within 8" of Joint: **NO**
Remarks: **CP**

Code: **SAP**
Description: **Surface Aggregate Projecting**



Distance (ft): **258.4**
Structural Grade: **3**
O&M Grade: **0**
Clock Start/From: **8**
Clock To: **4**
1st Value:
2nd Value:
Value Percent:
Continuous Index:
Within 8" of Joint:
Remarks:



Code:	MSA
Description:	Abandoned Survey
Distance (ft):	261.0
Structural Grade:	0
O&M Grade:	0
Clock Start/From:	
Clock To:	
1st Value:	
2nd Value:	
Value Percent:	
Continuous Index:	
Within 8" of Joint:	NO
Remarks:	camera stopped under water