

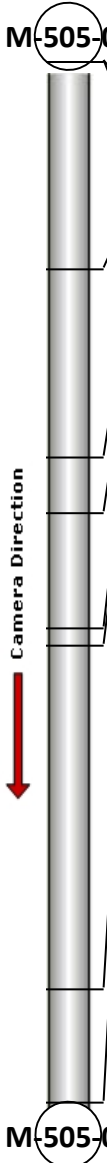
## Profile/Photo Observation Report



Date:	<b>04/16/2018</b>	Weather:		Coding:	<b>PACP 6.0</b>
Pipe Length (ft):		Owner:	<b>City of Hobart</b>	Pre Clean:	<b>No Pre-Cleaning</b>
P.O.#:	<b>55-1</b>	Surveyor:	<b>M. Pielacha</b>	PSR:	<b>M-505-040-M-505-037</b>
Customer:	<b>City of Hobart</b>	Clean Date:		Shape:	<b>C</b>


Street:	<b>Colorado Street</b>	Flow Control:	<b>Not Controlled</b>
City:	<b>Hobart, IN</b>	Year Renewed:	
Location:	<b>Light Highway</b>	Tape/Media #:	<b>DEP 55</b>
Purpose:	<b>Routine Assessment</b>	Dia/Height:	<b>18"</b>
Use:	<b>Sanitary</b>	Material:	<b>VCP</b>
Drain Area:		Lining:	
Category:	<b>NA</b>		
Comment:			
Location Details:		Direction of Survey:	<b>Upstream</b>
US MH:	<b>M-505-040</b>	DS MH:	<b>M-505-037</b>
		Total Length Surveyed (ft):	<b>157.8</b>

O&M Index:	<b>2.00</b>	O&M Quick:	<b>2100</b>	O&M Rating:	<b>2.00</b>
Structural Index:	<b>2.00</b>	Structural Quick:	<b>2100</b>	Structural Rating:	<b>2.00</b>
Overall Index:	<b>2.00</b>	Overall Quick:	<b>2200</b>	Overall Rating:	<b>4.00</b>

	Position	Code	Observation	Video (sec)	Grade
	.0	AMH	Manhole	0	NA
	.0	MWL	Water Level	9	NA
	31.4	RTJ	Roots Tap Joint	119	M 2
	60.1	TBA	Tap Break-in Active	204	NA
	68.3	TBA	Tap Break-in Active	233	NA
	86.0	TFC	Tap Factory Capped	309	NA
	88.4	TFC	Tap Factory Capped	327	NA
	140.7	CL	Crack Longitudinal	517	S 2
	157.7	AMH	Manhole	586	NA



Code: **AMH**  
 Description: **Manhole**  
  
 Distance (ft): **.0**  
 Structural Grade: **0**  
 O&M Grade: **0**  
 Clock Start/From:  
 Clock To:  
 1st Value:  
 2nd Value:  
 Value Percent:  
 Continuous Index:  
 Within 8" of Joint: **NO**  
 Remarks: **M-505-037**



Code: **MWL**  
Description: **Water Level**

Distance (ft): **.0**  
Structural Grade: **0**  
O&M Grade: **0**  
Clock Start/From:  
Clock To:  
1st Value:  
2nd Value:  
Value Percent: **25.000**  
Continuous Index:  
Within 8" of Joint: **NO**  
Remarks:



Code: **RTJ**  
Description: **Roots Tap Joint**

Distance (ft): **31.4**  
Structural Grade: **0**  
O&M Grade: **2**  
Clock Start/From: **11**  
Clock To: **1**  
1st Value:  
2nd Value:  
Value Percent: **10.000**  
Continuous Index:  
Within 8" of Joint: **YES**  
Remarks:

---



Code: **TBA**  
Description: **Tap Break-in Active**

Distance (ft): **60.1**  
Structural Grade: **0**  
O&M Grade: **0**  
Clock Start/From: **11**  
Clock To:  
1st Value: **4.000**  
2nd Value:  
Value Percent:  
Continuous Index:  
Within 8" of Joint: **NO**  
Remarks:

---



Code: **TBA**  
Description: **Tap Break-in Active**

Distance (ft): **68.3**  
Structural Grade: **0**  
O&M Grade: **0**  
Clock Start/From: **1**  
Clock To:  
1st Value: **4.000**  
2nd Value:  
Value Percent:  
Continuous Index:  
Within 8" of Joint: **NO**  
Remarks:


---



Code: **TFC**  
Description: **Tap Factory Capped**

Distance (ft): **86.0**  
Structural Grade: **0**  
O&M Grade: **0**  
Clock Start/From: **11**  
Clock To:  
1st Value: **4.000**  
2nd Value:  
Value Percent:  
Continuous Index:  
Within 8" of Joint: **NO**  
Remarks:


---



Code: **TFC**  
Description: **Tap Factory Capped**

Distance (ft): **88.4**  
Structural Grade: **0**  
O&M Grade: **0**  
Clock Start/From: **2**  
Clock To:  
1st Value: **4.000**  
2nd Value:  
Value Percent:  
Continuous Index:  
Within 8" of Joint: **NO**  
Remarks:

---



Code: **CL**  
Description: **Crack Longitudinal**

Distance (ft): **140.7**  
Structural Grade: **2**  
O&M Grade: **0**  
Clock Start/From: **11**  
Clock To:  
1st Value:  
2nd Value:  
Value Percent:  
Continuous Index:  
Within 8" of Joint: **YES**  
Remarks:

---



Code: **AMH**  
Description: **Manhole**

Distance (ft): **157.7**  
Structural Grade: **0**  
O&M Grade: **0**  
Clock Start/From:  
Clock To:  
1st Value:  
2nd Value:  
Value Percent:  
Continuous Index:  
Within 8" of Joint: **NO**  
Remarks: **M-505-040**