

Profile/Photo Observation Report

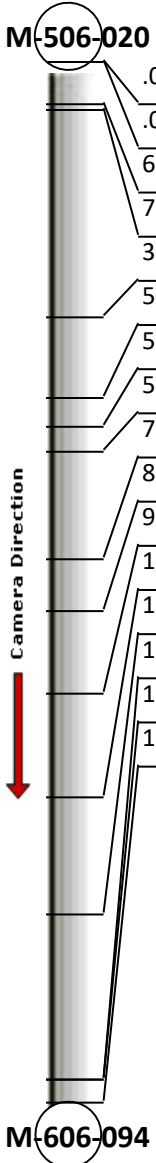


Date:	04/07/2018	Weather:		Coding:	PACP 6.0
Pipe Length (ft):	201.2	Owner:	NA	Pre Clean:	No Pre-Cleaning
P.O.#:		Surveyor:	Mark Ruby	PSR:	P-506-020-094
Customer:		Clean Date:	01/01/1900	Shape:	C

Street:	S WISCONSIN ST	Flow Control:	Not Controlled
City:	Hobart, IN	Year Renewed:	
Location:	Yard	Tape/Media #:	
Purpose:	Routine Assessment	Dia/Height:	10"
Use:	Sanitary	Material:	VCP
Drain Area:	NA	Lining:	
Category:	NA		
Comment:			

Location Details:		Direction of Survey:	Downstream
US MH:	M-506-020	DS MH:	M-606-094
		Total Length Surveyed (ft):	156.9

O&M Index:	2.00	O&M Quick:	2900	O&M Rating:	18.00
Structural Index:	3.00	Structural Quick:	3100	Structural Rating:	3.00
Overall Index:	2.10	Overall Quick:	3129	Overall Rating:	21.00

	Position	Code	Observation	Video (sec)	Grade
	.0	AMH	Manhole	10	NA
	.0	MWL	Water Level	21	NA
	6.3	TF	Tap Factory	47	NA
	7.2	FS	Fracture Spiral	63	S 3
	38.5	DAE	Deposits Attached Encrustation	141	M 2
	50.7	DAE	Deposits Attached Encrustation	181	M 2
	55.0	IS	Infil Stain	206	NA
	58.8	IW	Infil Weeper	229	M 2
	75.1	DAE	Deposits Attached Encrustation	277	M 2
	82.9	DAE	Deposits Attached Encrustation	308	M 2
	95.1	DAGS	Deposits Attached Grease	348	M 2
	111.0	DAE	Deposits Attached Encrustation	396	M 2
	128.5	TF	Tap Factory	444	NA
	153.5	IW	Infil Weeper	508	M 2
	153.5	DAE	Deposits Attached Encrustation	519	M 2
	156.9	MSA	Abandoned Survey	541	NA

Code: **AMH**
Description: **Manhole**



Distance (ft): **.0**
Structural Grade: **0**
O&M Grade: **0**
Clock Start/From:
Clock To:
1st Value:
2nd Value:
Value Percent:
Continuous Index:
Within 8" of Joint: **NO**
Remarks: **M-506-020**



Code:	MWL
Description:	Water Level
Distance (ft):	.0
Structural Grade:	0
O&M Grade:	0
Clock Start/From:	
Clock To:	
1st Value:	
2nd Value:	
Value Percent:	10.000
Continuous Index:	
Within 8" of Joint:	NO
Remarks:	



Code:	TF
Description:	Tap Factory
Distance (ft):	6.3
Structural Grade:	0
O&M Grade:	0
Clock Start/From:	9
Clock To:	
1st Value:	4.000
2nd Value:	
Value Percent:	
Continuous Index:	
Within 8" of Joint:	
Remarks:	

Code: **FS**
Description: **Fracture Spiral**



Distance (ft): **7.2**
Structural Grade: **3**
O&M Grade: **0**
Clock Start/From: **4**
Clock To: **10**
1st Value:
2nd Value:
Value Percent:
Continuous Index:
Within 8" of Joint: **YES**
Remarks:

Code: **DAE**
Description: **Deposits Attached Encrustation**



Distance (ft): **38.5**
Structural Grade: **0**
O&M Grade: **2**
Clock Start/From: **8**
Clock To: **4**
1st Value:
2nd Value:
Value Percent: **5.000**
Continuous Index:
Within 8" of Joint: **YES**
Remarks:

Code: **DAE**
Description: **Deposits Attached Encrustation**



Distance (ft): **50.7**
Structural Grade: **0**
O&M Grade: **2**
Clock Start/From: **12**
Clock To:
1st Value:
2nd Value:
Value Percent: **5.000**
Continuous Index:
Within 8" of Joint: **YES**
Remarks:

Code: **IS**
Description: **Infil Stain**



Distance (ft): **55.0**
Structural Grade: **0**
O&M Grade: **0**
Clock Start/From: **2**
Clock To: **3**
1st Value:
2nd Value:
Value Percent:
Continuous Index:
Within 8" of Joint: **YES**
Remarks:

Code: **IW**
Description: **Infil Weeper**




Distance (ft): **58.8**
Structural Grade: **0**
O&M Grade: **2**
Clock Start/From: **8**
Clock To: **4**
1st Value:
2nd Value:
Value Percent:
Continuous Index:
Within 8" of Joint: **YES**
Remarks:

Code: **DAE**
Description: **Deposits Attached Encrustation**



Distance (ft): **75.1**
Structural Grade: **0**
O&M Grade: **2**
Clock Start/From: **7**
Clock To: **5**
1st Value:
2nd Value:
Value Percent: **5.000**
Continuous Index:
Within 8" of Joint: **YES**
Remarks:

Code: **DAE**
Description: **Deposits Attached Encrustation**




Distance (ft): **82.9**
Structural Grade: **0**
O&M Grade: **2**
Clock Start/From: **8**
Clock To: **4**
1st Value:
2nd Value:
Value Percent: **5.000**
Continuous Index:
Within 8" of Joint: **YES**
Remarks:

Code: **DAGS**
Description: **Deposits Attached Grease**




Distance (ft): **95.1**
Structural Grade: **0**
O&M Grade: **2**
Clock Start/From: **3**
Clock To: **4**
1st Value:
2nd Value:
Value Percent: **5.000**
Continuous Index:
Within 8" of Joint: **NO**
Remarks:

Code: **DAE**
Description: **Deposits Attached Encrustation**




Distance (ft): **111.0**
Structural Grade: **0**
O&M Grade: **2**
Clock Start/From: **8**
Clock To: **4**
1st Value:
2nd Value:
Value Percent: **5.000**
Continuous Index:
Within 8" of Joint: **YES**
Remarks:

Code: **TF**
Description: **Tap Factory**




Distance (ft): **128.5**
Structural Grade: **0**
O&M Grade: **0**
Clock Start/From: **8**
Clock To:
1st Value: **4.000**
2nd Value:
Value Percent:
Continuous Index:
Within 8" of Joint:
Remarks:

Code: **IW**
Description: **Infil Weeper**



Distance (ft): **153.5**
Structural Grade: **0**
O&M Grade: **2**
Clock Start/From: **8**
Clock To: **4**
1st Value:
2nd Value:
Value Percent:
Continuous Index:
Within 8" of Joint: **YES**
Remarks:

Code: **DAE**
Description: **Deposits Attached Encrustation**



Distance (ft): **153.5**
Structural Grade: **0**
O&M Grade: **2**
Clock Start/From: **12**
Clock To: **5**
1st Value:
2nd Value:
Value Percent: **5.000**
Continuous Index:
Within 8" of Joint: **YES**
Remarks:



Code: **MSA**
Description: **Abandoned Survey**

Distance (ft): **156.9**
Structural Grade: **0**
O&M Grade: **0**
Clock Start/From:
Clock To:
1st Value:
2nd Value:
Value Percent:
Continuous Index:
Within 8" of Joint: **NO**
Remarks: **No blockage**