

Profile/Photo Observation Report



Date:	03/27/2018	Weather:		Coding:	PACP 6.0
Pipe Length (ft):	145.7	Owner:	NA	Pre Clean:	No Pre-Cleaning
P.O.#:		Surveyor:	Jen Costello	PSR:	P-507-015-014
Customer:		Clean Date:	01/01/1900	Shape:	C

Street:	FOXCROFT STREET	Flow Control:	Not Controlled
City:	Hobart, IN	Year Renewed:	
Location:	Yard	Tape/Media #:	
Purpose:	Routine Assessment	Dia/Height:	10"
Use:	Sanitary	Material:	VCP
Drain Area:	NA	Lining:	
Category:	NA		
Comment:	Flow direction wrong		

Location Details:		Direction of Survey:	Downstream
US MH:	M-507-014	DS MH:	M-507-015
		Total Length Surveyed (ft):	142.7

O&M Index:	2.33	O&M Quick:	3122	O&M Rating:	7.00
Structural Index:	3.00	Structural Quick:	3100	Structural Rating:	3.00
Overall Index:	2.50	Overall Quick:	3222	Overall Rating:	10.00

	Position	Code	Observation	Video (sec)	Grade
	.0	AMH	Manhole	10	NA
	.0	MWL	Water Level	21	NA
	24.8	TFA	Tap Factory Active	82	NA
	27.3	TBD	Tap Break-in Defective	100	M 3
	27.3	DAE	Deposits Attached Encrustation	112	M 2
	56.9	MWL	Water Level	183	NA
	61.8	IW	Infil Weeper	205	M 2
	93.7	TF	Tap Factory	281	NA
	95.7	TFA	Tap Factory Active	300	NA
	134.7	CM	Crack Multiple	392	S 3
	142.7	AMH	Manhole	419	NA

Code: **AMH**
Description: **Manhole**



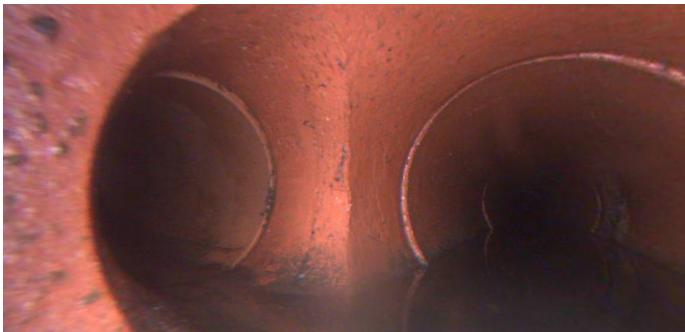
Distance (ft): **.0**
Structural Grade: **0**
O&M Grade: **0**
Clock Start/From:
Clock To:
1st Value:
2nd Value:
Value Percent:
Continuous Index:
Within 8" of Joint: **NO**
Remarks: **M-507-014**

Code:	MWL
Description:	Water Level



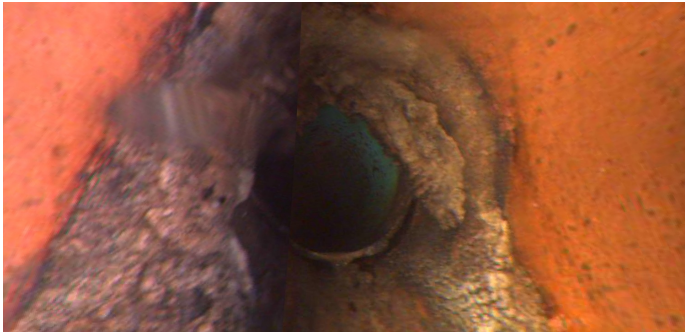
Distance (ft):	.0
Structural Grade:	0
O&M Grade:	0
Clock Start/From:	
Clock To:	
1st Value:	
2nd Value:	
Value Percent:	10.000
Continuous Index:	
Within 8" of Joint:	NO
Remarks:	

Code:	TFA
Description:	Tap Factory Active




Distance (ft):	24.8
Structural Grade:	0
O&M Grade:	0
Clock Start/From:	9
Clock To:	
1st Value:	4.000
2nd Value:	
Value Percent:	
Continuous Index:	
Within 8" of Joint:	
Remarks:	

Code: **TBD**
Description: **Tap Break-in Defective**




Distance (ft): **27.3**
Structural Grade: **0**
O&M Grade: **3**
Clock Start/From: **3**
Clock To:
1st Value: **4.000**
2nd Value:
Value Percent:
Continuous Index:
Within 8" of Joint:
Remarks: **dae**

Code: **DAE**
Description: **Deposits Attached Encrustation**



Distance (ft): **27.3**
Structural Grade: **0**
O&M Grade: **2**
Clock Start/From: **1**
Clock To: **4**
1st Value:
2nd Value:
Value Percent: **5.000**
Continuous Index:
Within 8" of Joint: **NO**
Remarks:

Code: **MWL**
Description: **Water Level**




Distance (ft): **56.9**
Structural Grade: **0**
O&M Grade: **0**
Clock Start/From:
Clock To:
1st Value:
2nd Value:
Value Percent: **5.000**
Continuous Index:
Within 8" of Joint: **NO**
Remarks:

Code: **IW**
Description: **Infil Weeper**



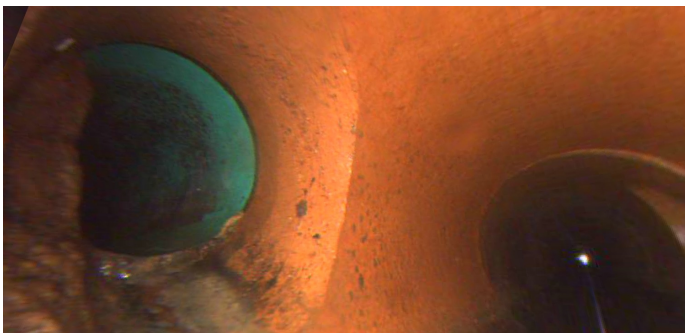
Distance (ft): **61.8**
Structural Grade: **0**
O&M Grade: **2**
Clock Start/From: **8**
Clock To: **4**
1st Value:
2nd Value:
Value Percent:
Continuous Index:
Within 8" of Joint: **YES**
Remarks:

Code: **TF**
Description: **Tap Factory**



Distance (ft): **93.7**
Structural Grade: **0**
O&M Grade: **0**
Clock Start/From: **9**
Clock To:
1st Value: **4.000**
2nd Value:
Value Percent:
Continuous Index:
Within 8" of Joint:
Remarks:

Code: **TFA**
Description: **Tap Factory Active**




Distance (ft): **95.7**
Structural Grade: **0**
O&M Grade: **0**
Clock Start/From: **3**
Clock To:
1st Value: **4.000**
2nd Value:
Value Percent:
Continuous Index:
Within 8" of Joint:
Remarks:

Code: **CM**
Description: **Crack Multiple**



Distance (ft): **134.7**
Structural Grade: **3**
O&M Grade: **0**
Clock Start/From: **8**
Clock To: **4**
1st Value:
2nd Value:
Value Percent:
Continuous Index:
Within 8" of Joint: **YES**
Remarks:

Code: **AMH**
Description: **Manhole**



Distance (ft): **142.7**
Structural Grade: **0**
O&M Grade: **0**
Clock Start/From:
Clock To:
1st Value:
2nd Value:
Value Percent:
Continuous Index:
Within 8" of Joint: **NO**
Remarks: **M-507-015**