

## Profile/Photo Observation Report




Date:	<b>03/29/2018</b>	Weather:		Coding:	<b>PACP 6.0</b>
Pipe Length (ft):	<b>193.1</b>	Owner:	<b>NA</b>	Pre Clean:	<b>No Pre-Cleaning</b>
P.O.#:		Surveyor:	<b>Jen Costello</b>	PSR:	<b>P-507-022-021</b>
Customer:		Clean Date:	<b>01/01/1900</b>	Shape:	<b>C</b>

Street:	<b>FOXCROFT STREET</b>	Flow Control:	<b>Not Controlled</b>
City:	<b>Hobart, IN</b>	Year Renewed:	
Location:	<b>Yard</b>	Tape/Media #:	
Purpose:	<b>Routine Assessment</b>	Dia/Height:	<b>8"</b>
Use:	<b>Sanitary</b>	Material:	<b>VCP</b>
Drain Area:	<b>NA</b>	Lining:	
Category:	<b>NA</b>		
Comment:	<b>Flow direction wrong</b>		

Location Details:		Direction of Survey:	<b>Upstream</b>
US MH:	<b>M-507-021</b>	DS MH:	<b>M-507-022</b>
		Total Length Surveyed (ft):	<b>185.7</b>

O&M Index:	<b>2.06</b>	O&M Quick:	<b>332H</b>	O&M Rating:	<b>107.00</b>
Structural Index:	<b>0.00</b>	Structural Quick:	<b>0000</b>	Structural Rating:	<b>0.00</b>
Overall Index:	<b>2.06</b>	Overall Quick:	<b>332H</b>	Overall Rating:	<b>107.00</b>

	Position	Code	Observation	Video (sec)	Grade
	.0	AMH	Manhole	10	NA
	.0	MWL	Water Level	21	NA
	.0	DAE(S01)	Deposits Attached Encrustation	32	M 2
	37.3	IW	Infil Weeper	118	M 2
	42.3	IW	Infil Weeper	140	M 2
	62.1	IW	Infil Weeper	190	M 2
	68.1	TF	Tap Factory	215	NA
	69.0	DAE(S02)	Deposits Attached Encrustation	229	M 2
	79.8	TFC	Tap Factory Capped	262	NA
	108.5	DAE(F01)	Deposits Attached Encrustation	331	M 2
	108.5	DAE(F03)	Deposits Attached Encrustation	342	M 2
	116.4	TFD	Tap Factory Defective	370	M 2
	116.4	DAE	Deposits Attached Encrustation	381	M 2
	118.2	DAE(S03)	Deposits Attached Encrustation	396	M 2
	138.4	TF	Tap Factory	448	NA
	154.4	DAE	Deposits Attached Encrustation	492	M 3
	164.6	ID	Infil Dripper	524	M 3
	164.6	DAE	Deposits Attached Encrustation	536	M 3
	169.4	DAE	Deposits Attached Encrustation	557	M 2
	185.7	DAE(F02)	Deposits Attached Encrustation	601	M 2
	185.7	AMH	Manhole	612	NA


Code: **AMH**  
Description: **Manhole**



Distance (ft): **.0**  
Structural Grade: **0**  
O&M Grade: **0**  
Clock Start/From:  
Clock To:  
1st Value:  
2nd Value:  
Value Percent:  
Continuous Index:  
Within 8" of Joint: **NO**  
Remarks: **M-507-022**

---

Code:	<b>MWL</b>
Description:	<b>Water Level</b>



Distance (ft):	<b>.0</b>
Structural Grade:	<b>0</b>
O&M Grade:	<b>0</b>
Clock Start/From:	
Clock To:	
1st Value:	
2nd Value:	
Value Percent:	<b>5.000</b>
Continuous Index:	
Within 8" of Joint:	<b>NO</b>
Remarks:	

---

Code:	<b>DAE</b>
Description:	<b>Deposits Attached Encrustation</b>



Distance (ft):	<b>.0</b>
Structural Grade:	<b>0</b>
O&M Grade:	<b>2</b>
Clock Start/From:	<b>7</b>
Clock To:	<b>5</b>
1st Value:	
2nd Value:	
Value Percent:	<b>5.000</b>
Continuous Index:	<b>S01</b>
Within 8" of Joint:	<b>NO</b>
Remarks:	

---

Code: **IW**  
Description: **Infil Weeper**



Distance (ft): **37.3**  
Structural Grade: **0**  
O&M Grade: **2**  
Clock Start/From: **8**  
Clock To: **4**  
1st Value:  
2nd Value:  
Value Percent:  
Continuous Index:  
Within 8" of Joint: **YES**  
Remarks:

---

Code: **IW**  
Description: **Infil Weeper**



Distance (ft): **42.3**  
Structural Grade: **0**  
O&M Grade: **2**  
Clock Start/From: **8**  
Clock To: **4**  
1st Value:  
2nd Value:  
Value Percent:  
Continuous Index:  
Within 8" of Joint: **YES**  
Remarks:

---

Code: **IW**  
Description: **Infil Weeper**



Distance (ft): **62.1**  
Structural Grade: **0**  
O&M Grade: **2**  
Clock Start/From: **8**  
Clock To: **4**  
1st Value:  
2nd Value:  
Value Percent:  
Continuous Index:  
Within 8" of Joint: **YES**  
Remarks:

---

Code: **TF**  
Description: **Tap Factory**



Distance (ft): **68.1**  
Structural Grade: **0**  
O&M Grade: **0**  
Clock Start/From: **9**  
Clock To:  
1st Value: **4.000**  
2nd Value:  
Value Percent:  
Continuous Index:  
Within 8" of Joint:  
Remarks:

---


Code: **DAE**  
Description: **Deposits Attached Encrustation**



Distance (ft): **69.0**  
Structural Grade: **0**  
O&M Grade: **2**  
Clock Start/From: **8**  
Clock To: **4**  
1st Value:  
2nd Value:  
Value Percent: **10.000**  
Continuous Index: **S02**  
Within 8" of Joint: **YES**  
Remarks:

---

Code: **TFC**  
Description: **Tap Factory Capped**

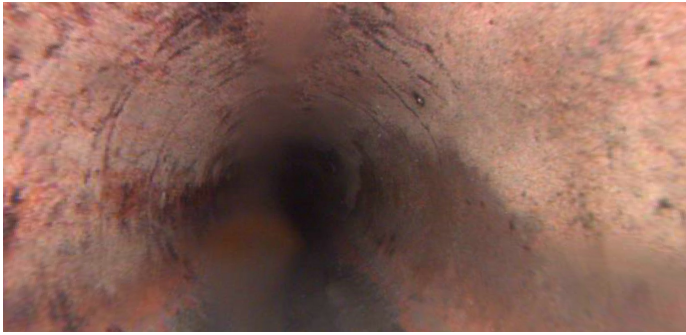


Distance (ft): **79.8**  
Structural Grade: **0**  
O&M Grade: **0**  
Clock Start/From: **2**  
Clock To:  
1st Value: **4.000**  
2nd Value:  
Value Percent:  
Continuous Index:  
Within 8" of Joint:  
Remarks:

---



Code: **DAE**  
Description: **Deposits Attached Encrustation**



Distance (ft): **108.5**  
Structural Grade: **0**  
O&M Grade: **2**  
Clock Start/From: **7**  
Clock To: **5**  
1st Value:  
2nd Value:  
Value Percent: **5.000**  
Continuous Index: **F01**  
Within 8" of Joint: **NO**  
Remarks:

---

Code: **DAE**  
Description: **Deposits Attached Encrustation**



Distance (ft): **108.5**  
Structural Grade: **0**  
O&M Grade: **2**  
Clock Start/From: **8**  
Clock To: **4**  
1st Value:  
2nd Value:  
Value Percent: **10.000**  
Continuous Index: **F03**  
Within 8" of Joint: **NO**  
Remarks:

---

Code: **TFD**  
Description: **Tap Factory Defective**



Distance (ft): **116.4**  
Structural Grade: **0**  
O&M Grade: **2**  
Clock Start/From: **2**  
Clock To:  
1st Value: **4.000**  
2nd Value:  
Value Percent:  
Continuous Index:  
Within 8" of Joint:  
Remarks: **dae**

---

Code: **DAE**  
Description: **Deposits Attached Encrustation**




Distance (ft): **116.4**  
Structural Grade: **0**  
O&M Grade: **2**  
Clock Start/From: **2**  
Clock To: **4**  
1st Value:  
2nd Value:  
Value Percent: **10.000**  
Continuous Index:  
Within 8" of Joint: **NO**  
Remarks:

---



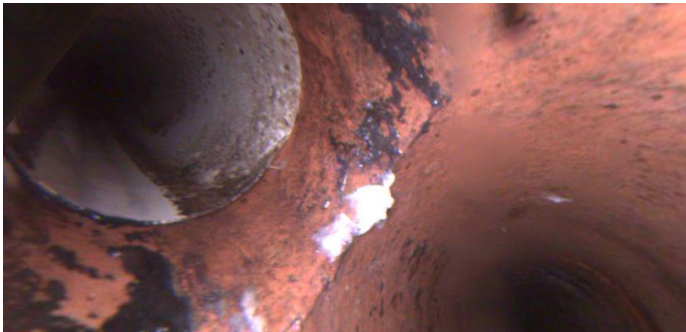
Code: **DAE**  
Description: **Deposits Attached Encrustation**



Distance (ft): **118.2**  
Structural Grade: **0**  
O&M Grade: **2**  
Clock Start/From: **8**  
Clock To: **4**  
1st Value:  
2nd Value:  
Value Percent: **5.000**  
Continuous Index: **S03**  
Within 8" of Joint: **NO**  
Remarks:

---

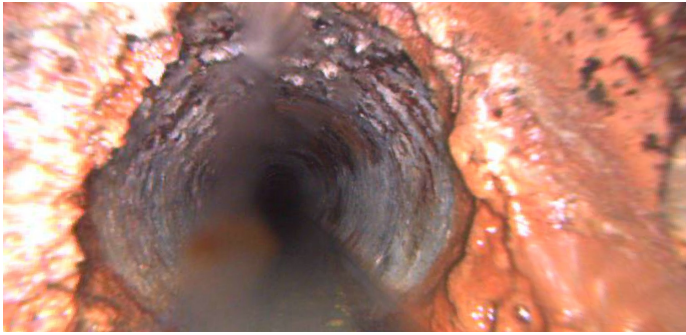
Code: **TF**  
Description: **Tap Factory**



Distance (ft): **138.4**  
Structural Grade: **0**  
O&M Grade: **0**  
Clock Start/From: **10**  
Clock To:  
1st Value: **4.000**  
2nd Value:  
Value Percent:  
Continuous Index:  
Within 8" of Joint:  
Remarks:

---

Code: **DAE**  
Description: **Deposits Attached Encrustation**



Distance (ft): **154.4**  
Structural Grade: **0**  
O&M Grade: **3**  
Clock Start/From: **8**  
Clock To: **4**  
1st Value:  
2nd Value:  
Value Percent: **15.000**  
Continuous Index:  
Within 8" of Joint: **YES**  
Remarks:

---

Code: **ID**  
Description: **Infil Dripper**



Distance (ft): **164.6**  
Structural Grade: **0**  
O&M Grade: **3**  
Clock Start/From: **12**  
Clock To:  
1st Value:  
2nd Value:  
Value Percent:  
Continuous Index:  
Within 8" of Joint: **YES**  
Remarks:

---


Code: **DAE**  
Description: **Deposits Attached Encrustation**



Distance (ft): **164.6**  
Structural Grade: **0**  
O&M Grade: **3**  
Clock Start/From: **8**  
Clock To: **4**  
1st Value:  
2nd Value:  
Value Percent: **15.000**  
Continuous Index:  
Within 8" of Joint: **YES**  
Remarks:

---

Code: **DAE**  
Description: **Deposits Attached Encrustation**



Distance (ft): **169.4**  
Structural Grade: **0**  
O&M Grade: **2**  
Clock Start/From: **8**  
Clock To: **4**  
1st Value:  
2nd Value:  
Value Percent: **10.000**  
Continuous Index:  
Within 8" of Joint: **YES**  
Remarks:

---

Code: **DAE**  
Description: **Deposits Attached Encrustation**



Distance (ft): **185.7**  
Structural Grade: **0**  
O&M Grade: **2**  
Clock Start/From: **8**  
Clock To: **4**  
1st Value:  
2nd Value:  
Value Percent: **10.000**  
Continuous Index: **F02**  
Within 8" of Joint: **YES**  
Remarks:

---

Code: **AMH**  
Description: **Manhole**



Distance (ft): **185.7**  
Structural Grade: **0**  
O&M Grade: **0**  
Clock Start/From:  
Clock To:  
1st Value:  
2nd Value:  
Value Percent:  
Continuous Index:  
Within 8" of Joint: **NO**  
Remarks: **M-507-021**