

Profile/Photo Observation Report




Date:	04/11/2018	Weather:		Coding:	PACP 6.0
Pipe Length (ft):	122.7	Owner:	NA	Pre Clean:	Not Known
P.O.#:		Surveyor:	Jen Costello	PSR:	P-603-008-007
Customer:		Clean Date:	01/01/1900	Shape:	C

Street:	W 40TH PL	Flow Control:	Not Controlled
City:	Hobart, IN	Year Renewed:	
Location:	Other	Tape/Media #:	
Purpose:	Not Known	Dia/Height:	10"
Use:	Sanitary	Material:	VCP
Drain Area:	NA	Lining:	
Category:	NA		
Comment:			

Location Details:		Direction of Survey:	Downstream
US MH:	M-603-007	DS MH:	M-603-008
		Total Length Surveyed (ft):	32.2

O&M Index:	2.13	O&M Quick:	3225	O&M Rating:	17.00
Structural Index:	3.50	Structural Quick:	4131	Structural Rating:	7.00
Overall Index:	2.40	Overall Quick:	4133	Overall Rating:	24.00

	Position	Code	Observation	Video (sec)	Grade
M-603-007					
	.0	AMH	Manhole	10	NA
	.0	MWL	Water Level	21	NA
	3.6	IW	Infil Weeper	40	M 2
	5.5	FM	Fracture Multiple	55	S 4
	6.0	TBI	Tap Break-in Intruding	68	M 2
	12.3	TF	Tap Factory	93	NA
	18.7	IW	Infil Weeper	118	M 2
	21.8	FL	Fracture Longitudinal	136	S 3
	27.8	DAE	Deposits Attached Encrustation	159	M 2
	27.8	RMJ	Roots Medium Joint	170	M 3
	30.6	TFD	Tap Factory Defective	188	M 2
	30.6	RFL	Roots Fine Lateral	199	M 1
	31.1	RMJ	Roots Medium Joint	212	M 3
	32.2	MSA	Abandoned Survey	225	NA
M-603-008					

Code: **AMH**
Description: **Manhole**



Distance (ft): **.0**
Structural Grade: **0**
O&M Grade: **0**
Clock Start/From:
Clock To:
1st Value:
2nd Value:
Value Percent:
Continuous Index:
Within 8" of Joint: **NO**
Remarks: **M-603-007**

Code:	MWL
Description:	Water Level




Distance (ft):	.0
Structural Grade:	0
O&M Grade:	0
Clock Start/From:	
Clock To:	
1st Value:	
2nd Value:	
Value Percent:	10.000
Continuous Index:	
Within 8" of Joint:	NO
Remarks:	

Code:	IW
Description:	Infil Weeper



Distance (ft):	3.6
Structural Grade:	0
O&M Grade:	2
Clock Start/From:	8
Clock To:	10
1st Value:	
2nd Value:	
Value Percent:	
Continuous Index:	
Within 8" of Joint:	YES
Remarks:	

Code: **FM**
Description: **Fracture Multiple**



Distance (ft): **5.5**
Structural Grade: **4**
O&M Grade: **0**
Clock Start/From: **7**
Clock To: **12**
1st Value:
2nd Value:
Value Percent:
Continuous Index:
Within 8" of Joint:
Remarks:

Code: **TBI**
Description: **Tap Break-in Intruding**



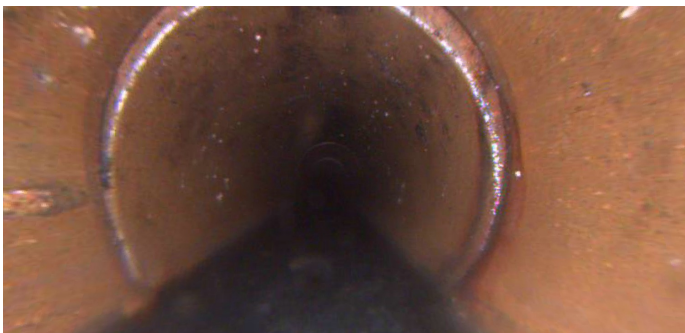
Distance (ft): **6.0**
Structural Grade: **0**
O&M Grade: **2**
Clock Start/From: **12**
Clock To:
1st Value: **4.000**
2nd Value: **1.000**
Value Percent:
Continuous Index:
Within 8" of Joint:
Remarks:

Code: **TF**
Description: **Tap Factory**




Distance (ft): **12.3**
Structural Grade: **0**
O&M Grade: **0**
Clock Start/From: **2**
Clock To:
1st Value: **4.000**
2nd Value:
Value Percent:
Continuous Index:
Within 8" of Joint:
Remarks:

Code: **IW**
Description: **Infil Weeper**



Distance (ft): **18.7**
Structural Grade: **0**
O&M Grade: **2**
Clock Start/From: **2**
Clock To: **4**
1st Value:
2nd Value:
Value Percent:
Continuous Index:
Within 8" of Joint: **YES**
Remarks:

Code: **FL**
Description: **Fracture Longitudinal**




Distance (ft): **21.8**
Structural Grade: **3**
O&M Grade: **0**
Clock Start/From: **3**
Clock To:
1st Value:
2nd Value:
Value Percent:
Continuous Index:
Within 8" of Joint: **YES**
Remarks:

Code: **DAE**
Description: **Deposits Attached Encrustation**




Distance (ft): **27.8**
Structural Grade: **0**
O&M Grade: **2**
Clock Start/From: **8**
Clock To: **4**
1st Value:
2nd Value:
Value Percent: **5.000**
Continuous Index:
Within 8" of Joint: **YES**
Remarks:

Code: **RMJ**
Description: **Roots Medium Joint**




Distance (ft): **27.8**
Structural Grade: **0**
O&M Grade: **3**
Clock Start/From: **8**
Clock To: **4**
1st Value:
2nd Value:
Value Percent: **5.000**
Continuous Index:
Within 8" of Joint: **YES**
Remarks:

Code: **TFD**
Description: **Tap Factory Defective**



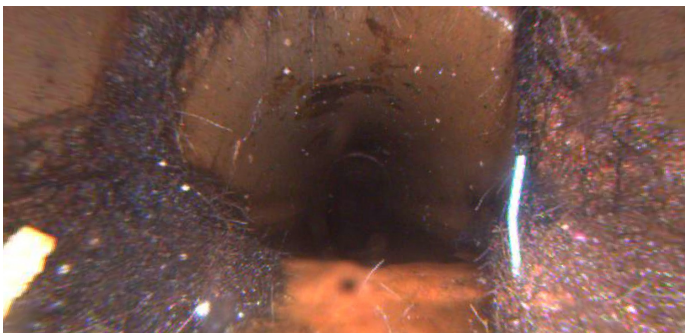
Distance (ft): **30.6**
Structural Grade: **0**
O&M Grade: **2**
Clock Start/From: **11**
Clock To:
1st Value: **4.000**
2nd Value:
Value Percent:
Continuous Index:
Within 8" of Joint:
Remarks: **roots**

Code: **RFL**
Description: **Roots Fine Lateral**



Distance (ft): **30.6**
Structural Grade: **0**
O&M Grade: **1**
Clock Start/From: **10**
Clock To:
1st Value:
2nd Value:
Value Percent:
Continuous Index:
Within 8" of Joint: **NO**
Remarks:

Code: **RMJ**
Description: **Roots Medium Joint**



Distance (ft): **31.1**
Structural Grade: **0**
O&M Grade: **3**
Clock Start/From: **8**
Clock To: **4**
1st Value:
2nd Value:
Value Percent: **10.000**
Continuous Index:
Within 8" of Joint: **YES**
Remarks:



Code:	MSA
Description:	Abandoned Survey
Distance (ft):	32.2
Structural Grade:	0
O&M Grade:	0
Clock Start/From:	
Clock To:	
1st Value:	
2nd Value:	
Value Percent:	
Continuous Index:	
Within 8" of Joint:	NO
Remarks:	rmj