

## Profile/Photo Observation Report



Date:	<b>04/27/2018</b>	Weather:		Coding:	<b>PACP 6.0</b>
Pipe Length (ft):		Owner:	<b>City of Hobart</b>	Pre Clean:	<b>No Pre-Cleaning</b>
P.O.#:	<b>116</b>	Surveyor:	<b>M. Pielacha</b>	PSR:	<b>P-603-031-032</b>
Customer:	<b>City of Hobart</b>	Clean Date:		Shape:	<b>C</b>

Street:	<b>Cressmoor Park</b>	Flow Control:	<b>Not Controlled</b>
City:	<b>Hobart, IN</b>	Year Renewed:	
Location:	<b>Light Highway</b>	Tape/Media #:	<b>DEP 116</b>
Purpose:	<b>Routine Assessment</b>	Dia/Height:	<b>6"</b>
Use:	<b>Sanitary</b>	Material:	<b>VCP</b>
Drain Area:		Lining:	
Category:	<b>NA</b>		
Comment:	<b>YES501824 Submittal 2</b>		
Location Details:		Direction of Survey:	<b>Downstream</b>
US MH:	<b>M-603-031</b>	DS MH:	<b>M-603-032</b>
		Total Length Surveyed (ft):	<b>193.6</b>

O&M Index:	<b>1.00</b>	O&M Quick:	<b>1100</b>	O&M Rating:	<b>1.00</b>
Structural Index:	<b>0.00</b>	Structural Quick:	<b>0000</b>	Structural Rating:	<b>0.00</b>
Overall Index:	<b>1.00</b>	Overall Quick:	<b>1100</b>	Overall Rating:	<b>1.00</b>

	Position	Code	Observation	Video (sec)	Grade
	M-603-031				
	.0	AMH	Manhole	0	NA
	.0	MWL	Water Level	8	NA
	15.1	TFC	Tap Factory Capped	57	NA
	25.1	TFC	Tap Factory Capped	87	NA
	54.8	TFC	Tap Factory Capped	167	NA
	65.0	TFC	Tap Factory Capped	195	NA
	69.3	RFJ	Roots Fine Joint	214	M 1
	94.4	TFC	Tap Factory Capped	274	NA
	104.1	TF	Tap Factory	307	NA
	134.4	TFA	Tap Factory Active	391	NA
	143.8	TFC	Tap Factory Capped	425	NA
	173.4	TFC	Tap Factory Capped	500	NA
	184.0	TFC	Tap Factory Capped	534	NA
	193.6	MSA	Abandoned Survey	620	NA
M-603-032					



Code: **AMH**  
 Description: **Manhole**  
  
 Distance (ft): **.0**  
 Structural Grade: **0**  
 O&M Grade: **0**  
 Clock Start/From:  
 Clock To:  
 1st Value:  
 2nd Value:  
 Value Percent:  
 Continuous Index:  
 Within 8" of Joint: **NO**  
 Remarks: **M-603-031**



Code: **MWL**  
Description: **Water Level**

Distance (ft): **.0**  
Structural Grade: **0**  
O&M Grade: **0**  
Clock Start/From:  
Clock To:  
1st Value:  
2nd Value:  
Value Percent: **5.000**  
Continuous Index:  
Within 8" of Joint: **NO**  
Remarks:



Code: **TFC**  
Description: **Tap Factory Capped**

Distance (ft): **15.1**  
Structural Grade: **0**  
O&M Grade: **0**  
Clock Start/From: **1**  
Clock To:  
1st Value: **6.000**  
2nd Value:  
Value Percent:  
Continuous Index:  
Within 8" of Joint: **NO**  
Remarks:

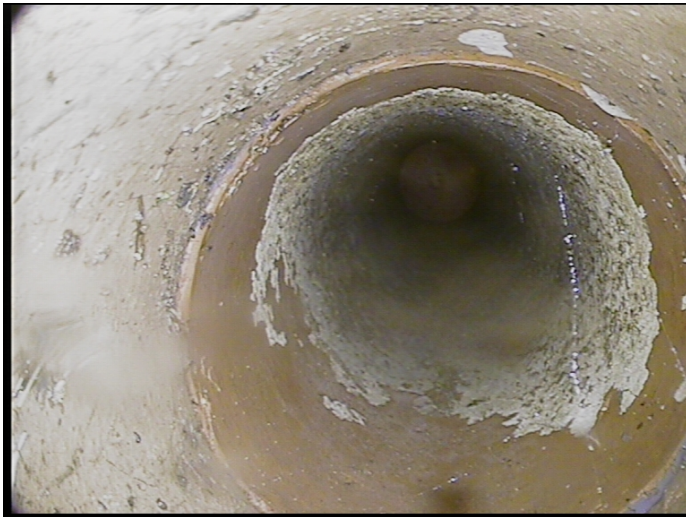
---



Code: **TFC**  
Description: **Tap Factory Capped**

Distance (ft): **25.1**  
Structural Grade: **0**  
O&M Grade: **0**  
Clock Start/From: **12**  
Clock To:  
1st Value: **4.000**  
2nd Value:  
Value Percent:  
Continuous Index:  
Within 8" of Joint: **NO**  
Remarks:

---




Code: **TFC**  
Description: **Tap Factory Capped**

Distance (ft): **54.8**  
Structural Grade: **0**  
O&M Grade: **0**  
Clock Start/From: **12**  
Clock To:  
1st Value: **4.000**  
2nd Value:  
Value Percent:  
Continuous Index:  
Within 8" of Joint: **NO**  
Remarks:


---





Code:	<b>TFC</b>
Description:	<b>Tap Factory Capped</b>
Distance (ft):	<b>65.0</b>
Structural Grade:	<b>0</b>
O&M Grade:	<b>0</b>
Clock Start/From:	<b>12</b>
Clock To:	
1st Value:	<b>4.000</b>
2nd Value:	
Value Percent:	
Continuous Index:	
Within 8" of Joint:	<b>NO</b>
Remarks:	

---



Code:	<b>RFJ</b>
Description:	<b>Roots Fine Joint</b>
Distance (ft):	<b>69.3</b>
Structural Grade:	<b>0</b>
O&M Grade:	<b>1</b>
Clock Start/From:	<b>11</b>
Clock To:	
1st Value:	
2nd Value:	
Value Percent:	
Continuous Index:	
Within 8" of Joint:	<b>YES</b>
Remarks:	


---



Code: **TFC**  
Description: **Tap Factory Capped**

Distance (ft): **94.4**  
Structural Grade: **0**  
O&M Grade: **0**  
Clock Start/From: **12**  
Clock To:  
1st Value: **4.000**  
2nd Value:  
Value Percent:  
Continuous Index:  
Within 8" of Joint: **NO**  
Remarks:


---



Code: **TF**  
Description: **Tap Factory**

Distance (ft): **104.1**  
Structural Grade: **0**  
O&M Grade: **0**  
Clock Start/From: **12**  
Clock To:  
1st Value: **4.000**  
2nd Value:  
Value Percent:  
Continuous Index:  
Within 8" of Joint: **NO**  
Remarks:

---



Code: **TFA**  
Description: **Tap Factory Active**

Distance (ft): **134.4**  
Structural Grade: **0**  
O&M Grade: **0**  
Clock Start/From: **12**  
Clock To:  
1st Value: **4.000**  
2nd Value:  
Value Percent:  
Continuous Index:  
Within 8" of Joint: **NO**  
Remarks:

---



Code: **TFC**  
Description: **Tap Factory Capped**

Distance (ft): **143.8**  
Structural Grade: **0**  
O&M Grade: **0**  
Clock Start/From: **12**  
Clock To:  
1st Value: **4.000**  
2nd Value:  
Value Percent:  
Continuous Index:  
Within 8" of Joint: **NO**  
Remarks:

---






Code: **TFC**  
Description: **Tap Factory Capped**

Distance (ft): **173.4**  
Structural Grade: **0**  
O&M Grade: **0**  
Clock Start/From: **12**  
Clock To:  
1st Value: **4.000**  
2nd Value:  
Value Percent:  
Continuous Index:  
Within 8" of Joint: **NO**  
Remarks:

---




Code: **TFC**  
Description: **Tap Factory Capped**

Distance (ft): **184.0**  
Structural Grade: **0**  
O&M Grade: **0**  
Clock Start/From: **12**  
Clock To:  
1st Value: **4.000**  
2nd Value:  
Value Percent:  
Continuous Index:  
Within 8" of Joint: **NO**  
Remarks:

---





Code:	<b>MSA</b>
Description:	<b>Abandoned Survey</b>
Distance (ft):	<b>193.6</b>
Structural Grade:	<b>0</b>
O&M Grade:	<b>0</b>
Clock Start/From:	
Clock To:	
1st Value:	
2nd Value:	
Value Percent:	
Continuous Index:	
Within 8" of Joint:	<b>NO</b>
Remarks:	<b>debris</b>