

Profile/Photo Observation Report




Date:	04/23/2018	Weather:		Coding:	PACP 6.0
Pipe Length (ft):	180.4	Owner:	NA	Pre Clean:	Not Known
P.O.#:		Surveyor:	Jen Costello	PSR:	P-604-002-001
Customer:		Clean Date:	01/01/1900	Shape:	C

Street:	S LAKE PARK AVE & W CLEVELAND A	Flow Control:	Not Controlled
City:	Hobart, IN	Year Renewed:	
Location:	Other	Tape/Media #:	
Purpose:	Not Known	Dia/Height:	10"
Use:	Sanitary	Material:	VCP
Drain Area:	NA	Lining:	
Category:	NA		
Comment:			

Location Details:		Direction of Survey:	Downstream
US MH:	M-604-002	DS MH:	M-604-001
		Total Length Surveyed (ft):	14.2

O&M Index:	2.00	O&M Quick:	2700	O&M Rating:	14.00
Structural Index:	4.00	Structural Quick:	4100	Structural Rating:	4.00
Overall Index:	2.25	Overall Quick:	4127	Overall Rating:	18.00


	Position	Code	Observation	Video (sec)	Grade
	.0	AMH	Manhole	10	NA
	.0	MWL	Water Level	21	NA
	2.0	DAE	Deposits Attached Encrustation	37	M 2
	4.1	DAE	Deposits Attached Encrustation	53	M 2
	5.7	DAE	Deposits Attached Encrustation	67	M 2
	8.2	DAE	Deposits Attached Encrustation	84	M 2
	9.9	IW	Infil Weeper	98	M 2
	12.0	IS	Infil Stain	114	NA
	12.0	DAE	Deposits Attached Encrustation	125	M 2
	14.2	FM	Fracture Multiple	142	S 4
	14.2	IW	Infil Weeper	153	M 2
	14.2	MSA	Abandoned Survey	164	NA

Code: **AMH**
Description: **Manhole**




Distance (ft): **.0**
Structural Grade: **0**
O&M Grade: **0**
Clock Start/From:
Clock To:
1st Value:
2nd Value:
Value Percent:
Continuous Index:
Within 8" of Joint: **NO**
Remarks: **M-604-002**

Code:	MWL
Description:	Water Level



Distance (ft):	.0
Structural Grade:	0
O&M Grade:	0
Clock Start/From:	
Clock To:	
1st Value:	
2nd Value:	
Value Percent:	5.000
Continuous Index:	
Within 8" of Joint:	NO
Remarks:	

Code:	DAE
Description:	Deposits Attached Encrustation




Distance (ft):	2.0
Structural Grade:	0
O&M Grade:	2
Clock Start/From:	3
Clock To:	4
1st Value:	
2nd Value:	
Value Percent:	5.000
Continuous Index:	
Within 8" of Joint:	YES
Remarks:	

Code: **DAE**
Description: **Deposits Attached Encrustation**



Distance (ft): **4.1**
Structural Grade: **0**
O&M Grade: **2**
Clock Start/From: **7**
Clock To: **9**
1st Value:
2nd Value:
Value Percent: **10.000**
Continuous Index:
Within 8" of Joint: **YES**
Remarks:

Code: **DAE**
Description: **Deposits Attached Encrustation**




Distance (ft): **5.7**
Structural Grade: **0**
O&M Grade: **2**
Clock Start/From: **1**
Clock To: **4**
1st Value:
2nd Value:
Value Percent: **5.000**
Continuous Index:
Within 8" of Joint: **YES**
Remarks:

Code: **DAE**
Description: **Deposits Attached Encrustation**



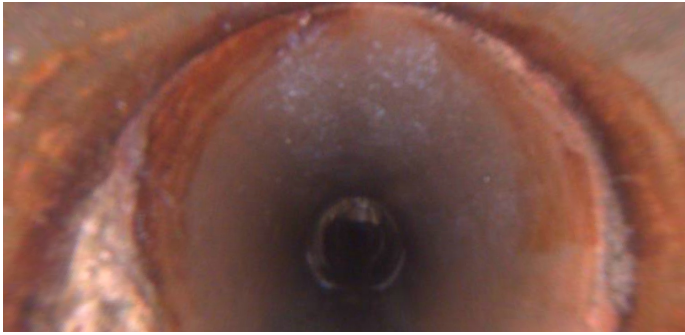
Distance (ft): **8.2**
Structural Grade: **0**
O&M Grade: **2**
Clock Start/From: **8**
Clock To: **4**
1st Value:
2nd Value:
Value Percent: **5.000**
Continuous Index:
Within 8" of Joint: **YES**
Remarks:

Code: **IW**
Description: **Infil Weeper**



Distance (ft): **9.9**
Structural Grade: **0**
O&M Grade: **2**
Clock Start/From: **3**
Clock To: **5**
1st Value:
2nd Value:
Value Percent:
Continuous Index:
Within 8" of Joint: **YES**
Remarks:

Code: **IS**
Description: **Infil Stain**



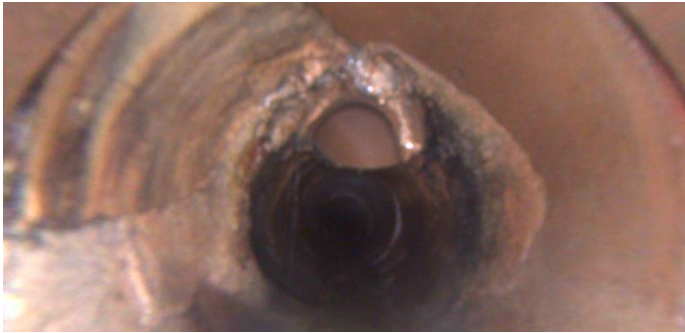
Distance (ft): **12.0**
Structural Grade: **0**
O&M Grade: **0**
Clock Start/From: **8**
Clock To: **4**
1st Value:
2nd Value:
Value Percent:
Continuous Index:
Within 8" of Joint: **YES**
Remarks:

Code: **DAE**
Description: **Deposits Attached Encrustation**



Distance (ft): **12.0**
Structural Grade: **0**
O&M Grade: **2**
Clock Start/From: **7**
Clock To: **9**
1st Value:
2nd Value:
Value Percent: **5.000**
Continuous Index:
Within 8" of Joint: **YES**
Remarks:

Code: **FM**
Description: **Fracture Multiple**



Distance (ft): **14.2**
Structural Grade: **4**
O&M Grade: **0**
Clock Start/From: **9**
Clock To: **12**
1st Value:
2nd Value:
Value Percent:
Continuous Index:
Within 8" of Joint: **YES**
Remarks:

Code: **IW**
Description: **Infil Weeper**



Distance (ft): **14.2**
Structural Grade: **0**
O&M Grade: **2**
Clock Start/From: **8**
Clock To: **12**
1st Value:
2nd Value:
Value Percent:
Continuous Index:
Within 8" of Joint:
Remarks:



Code:	MSA
Description:	Abandoned Survey
Distance (ft):	14.2
Structural Grade:	0
O&M Grade:	0
Clock Start/From:	
Clock To:	
1st Value:	
2nd Value:	
Value Percent:	
Continuous Index:	
Within 8" of Joint:	NO
Remarks:	unknown