

## Profile/Photo Observation Report




Date:	<b>04/23/2018</b>	Weather:		Coding:	<b>PACP 6.0</b>
Pipe Length (ft):	<b>428.2</b>	Owner:	<b>NA</b>	Pre Clean:	<b>Not Known</b>
P.O.#:		Surveyor:	<b>Jen Costello</b>	PSR:	<b>P-604-031-029</b>
Customer:		Clean Date:	<b>01/01/1900</b>	Shape:	<b>C</b>

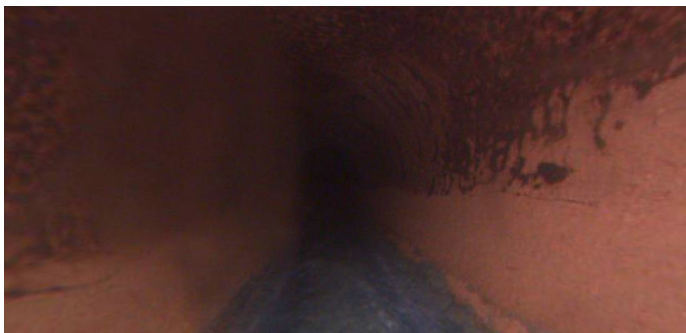
Street:	<b>N LAKE PARK AVE</b>	Flow Control:	<b>Not Controlled</b>
City:	<b>Hobart, IN</b>	Year Renewed:	
Location:	<b>Light Highway</b>	Tape/Media #:	
Purpose:	<b>Not Known</b>	Dia/Height:	<b>12"</b>
Use:	<b>Sanitary</b>	Material:	<b>VCP</b>
Drain Area:	<b>NA</b>	Lining:	
Category:	<b>NA</b>		
Comment:			

Location Details:		Direction of Survey:	<b>Downstream</b>
US MH:	<b>M-604-029</b>	DS MH:	<b>M-604-031</b>
		Total Length Surveyed (ft):	<b>308.0</b>

O&M Index:	<b>2.07</b>	O&M Quick:	<b>322A</b>	O&M Rating:	<b>29.00</b>
Structural Index:	<b>0.00</b>	Structural Quick:	<b>0000</b>	Structural Rating:	<b>0.00</b>
Overall Index:	<b>2.07</b>	Overall Quick:	<b>322A</b>	Overall Rating:	<b>29.00</b>

	Position	Code	Observation	Video (sec)	Grade
	.0	AMH	Manhole	10	NA
	.0	MWL	Water Level	21	NA
	28.6	DAE	Deposits Attached Encrustation	90	M 2
	58.6	DAE	Deposits Attached Encrustation	161	M 2
	58.9	ID	Infil Dripper	174	M 3
	71.5	DAE	Deposits Attached Encrustation	210	M 2
	114.7	DAE	Deposits Attached Encrustation	308	M 2
	114.7	ID	Infil Dripper	320	M 3
	122.8	TFC	Tap Factory Capped	349	NA
	122.8	DAE	Deposits Attached Encrustation	360	M 2
	195.4	DAE	Deposits Attached Encrustation	519	M 2
	207.7	RFJ	Roots Fine Joint	555	M 1
	213.5	DAE	Deposits Attached Encrustation	579	M 2
	233.1	TFC	Tap Factory Capped	631	NA
	233.1	DAE	Deposits Attached Encrustation	643	M 2
	239.4	DAE	Deposits Attached Encrustation	669	M 2
	269.6	DAE	Deposits Attached Encrustation	741	M 2
	299.2	DAE	Deposits Attached Encrustation	812	M 2
	308.0	AMH	Manhole	841	NA

Code: **AMH**  
Description: **Manhole**



Distance (ft): **.0**  
Structural Grade: **0**  
O&M Grade: **0**  
Clock Start/From:  
Clock To:  
1st Value:  
2nd Value:  
Value Percent:  
Continuous Index:  
Within 8" of Joint: **NO**  
Remarks: **M-604-029**

---

Code:	<b>MWL</b>
Description:	<b>Water Level</b>



Distance (ft):	<b>.0</b>
Structural Grade:	<b>0</b>
O&M Grade:	<b>0</b>
Clock Start/From:	
Clock To:	
1st Value:	
2nd Value:	
Value Percent:	<b>10.000</b>
Continuous Index:	
Within 8" of Joint:	<b>NO</b>
Remarks:	

---

Code:	<b>DAE</b>
Description:	<b>Deposits Attached Encrustation</b>



Distance (ft):	<b>28.6</b>
Structural Grade:	<b>0</b>
O&M Grade:	<b>2</b>
Clock Start/From:	<b>8</b>
Clock To:	<b>4</b>
1st Value:	
2nd Value:	
Value Percent:	<b>5.000</b>
Continuous Index:	
Within 8" of Joint:	<b>YES</b>
Remarks:	

---


Code: **DAE**  
Description: **Deposits Attached Encrustation**



Distance (ft): **58.6**  
Structural Grade: **0**  
O&M Grade: **2**  
Clock Start/From: **8**  
Clock To: **4**  
1st Value:  
2nd Value:  
Value Percent: **5.000**  
Continuous Index:  
Within 8" of Joint: **YES**  
Remarks:


---

Code: **ID**  
Description: **Infil Dripper**



Distance (ft): **58.9**  
Structural Grade: **0**  
O&M Grade: **3**  
Clock Start/From: **1**  
Clock To: **2**  
1st Value:  
2nd Value:  
Value Percent:  
Continuous Index:  
Within 8" of Joint: **YES**  
Remarks:

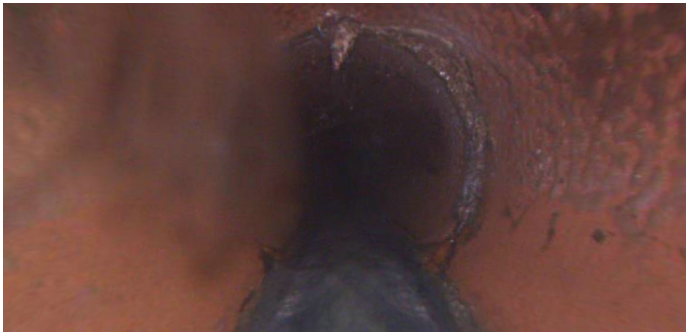
Code: **DAE**  
Description: **Deposits Attached Encrustation**



Distance (ft): **71.5**  
Structural Grade: **0**  
O&M Grade: **2**  
Clock Start/From: **3**  
Clock To: **5**  
1st Value:  
2nd Value:  
Value Percent: **10.000**  
Continuous Index:  
Within 8" of Joint: **NO**  
Remarks:

---

Code: **DAE**  
Description: **Deposits Attached Encrustation**



Distance (ft): **114.7**  
Structural Grade: **0**  
O&M Grade: **2**  
Clock Start/From: **8**  
Clock To: **4**  
1st Value:  
2nd Value:  
Value Percent: **5.000**  
Continuous Index:  
Within 8" of Joint: **YES**  
Remarks:

Code: ID  
Description: Infil Dripper



Distance (ft): 114.7  
Structural Grade: 0  
O&M Grade: 3  
Clock Start/From: 12  
Clock To:  
1st Value:  
2nd Value:  
Value Percent:  
Continuous Index:  
Within 8" of Joint: YES  
Remarks:

---

Code: TFC  
Description: Tap Factory Capped



Distance (ft): 122.8  
Structural Grade: 0  
O&M Grade: 0  
Clock Start/From: 3  
Clock To:  
1st Value: 4.000  
2nd Value:  
Value Percent:  
Continuous Index:  
Within 8" of Joint:  
Remarks: DAE

---

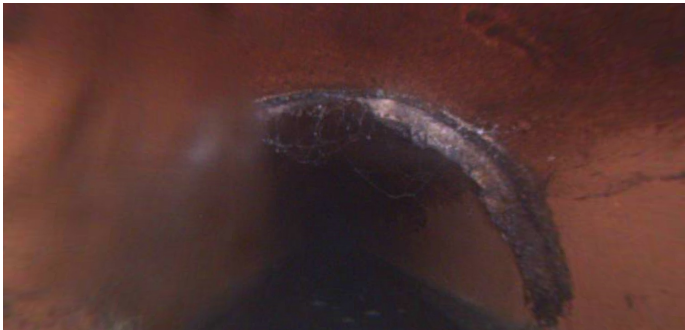
Code: **DAE**  
Description: **Deposits Attached Encrustation**



Distance (ft): **122.8**  
Structural Grade: **0**  
O&M Grade: **2**  
Clock Start/From: **3**  
Clock To: **4**  
1st Value:  
2nd Value:  
Value Percent: **5.000**  
Continuous Index:  
Within 8" of Joint: **NO**  
Remarks:

---

Code: **DAE**  
Description: **Deposits Attached Encrustation**



Distance (ft): **195.4**  
Structural Grade: **0**  
O&M Grade: **2**  
Clock Start/From: **8**  
Clock To: **4**  
1st Value:  
2nd Value:  
Value Percent: **10.000**  
Continuous Index:  
Within 8" of Joint: **YES**  
Remarks:



Code: **RFJ**  
Description: **Roots Fine Joint**



Distance (ft): **207.7**  
Structural Grade: **0**  
O&M Grade: **1**  
Clock Start/From: **3**  
Clock To:  
1st Value:  
2nd Value:  
Value Percent:  
Continuous Index:  
Within 8" of Joint: **YES**  
Remarks:

---

Code: **DAE**  
Description: **Deposits Attached Encrustation**



Distance (ft): **213.5**  
Structural Grade: **0**  
O&M Grade: **2**  
Clock Start/From: **12**  
Clock To: **4**  
1st Value:  
2nd Value:  
Value Percent: **5.000**  
Continuous Index:  
Within 8" of Joint: **YES**  
Remarks:

---



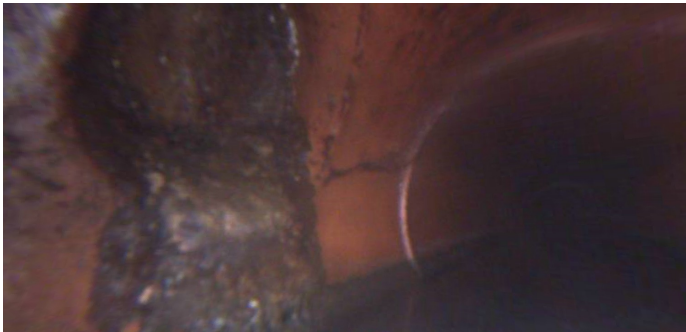
Code: **TFC**  
Description: **Tap Factory Capped**



Distance (ft): **233.1**  
Structural Grade: **0**  
O&M Grade: **0**  
Clock Start/From: **3**  
Clock To:  
1st Value: **4.000**  
2nd Value:  
Value Percent:  
Continuous Index:  
Within 8" of Joint:  
Remarks:

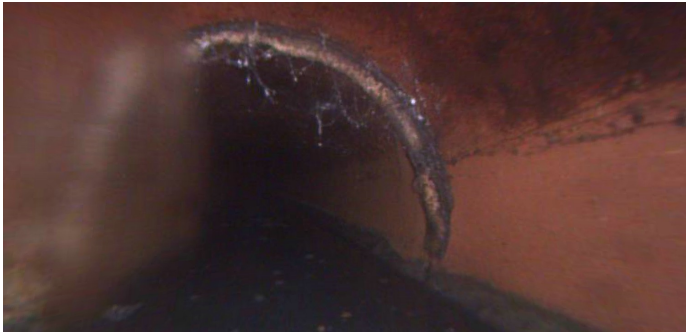
---

Code: **DAE**  
Description: **Deposits Attached Encrustation**



Distance (ft): **233.1**  
Structural Grade: **0**  
O&M Grade: **2**  
Clock Start/From: **3**  
Clock To: **4**  
1st Value:  
2nd Value:  
Value Percent: **5.000**  
Continuous Index:  
Within 8" of Joint: **NO**  
Remarks:

Code: **DAE**  
Description: **Deposits Attached Encrustation**



Distance (ft): **239.4**  
Structural Grade: **0**  
O&M Grade: **2**  
Clock Start/From: **8**  
Clock To: **4**  
1st Value:  
2nd Value:  
Value Percent: **5.000**  
Continuous Index:  
Within 8" of Joint: **YES**  
Remarks:

---

Code: **DAE**  
Description: **Deposits Attached Encrustation**



Distance (ft): **269.6**  
Structural Grade: **0**  
O&M Grade: **2**  
Clock Start/From: **8**  
Clock To: **4**  
1st Value:  
2nd Value:  
Value Percent: **10.000**  
Continuous Index:  
Within 8" of Joint: **YES**  
Remarks:

---


Code: **DAE**  
Description: **Deposits Attached Encrustation**



Distance (ft): **299.2**  
Structural Grade: **0**  
O&M Grade: **2**  
Clock Start/From: **8**  
Clock To: **4**  
1st Value:  
2nd Value:  
Value Percent: **5.000**  
Continuous Index:  
Within 8" of Joint: **YES**  
Remarks:

---

Code: **AMH**  
Description: **Manhole**



Distance (ft): **308.0**  
Structural Grade: **0**  
O&M Grade: **0**  
Clock Start/From:  
Clock To:  
1st Value:  
2nd Value:  
Value Percent:  
Continuous Index:  
Within 8" of Joint: **NO**  
Remarks: **M-604-031**