

Profile/Photo Observation Report




Date:	04/26/2018	Weather:		Coding:	PACP 6.0
Pipe Length (ft):	114.1	Owner:	NA	Pre Clean:	Not Known
P.O.#:		Surveyor:	Mark Ruby	PSR:	P-605-014-013
Customer:		Clean Date:	01/01/1900	Shape:	C

Street:	ELLENDALE ST & COURT ST	Flow Control:	Not Controlled
City:	Hobart, IN	Year Renewed:	
Location:	Other	Tape/Media #:	
Purpose:	Not Known	Dia/Height:	12"
Use:	Sanitary	Material:	VCP
Drain Area:	NA	Lining:	
Category:	NA		
Comment:	Flow direction wrong.		

Location Details:		Direction of Survey:	Downstream
US MH:	M-605-013	DS MH:	M-605-014
		Total Length Surveyed (ft):	85.4

O&M Index:	0.00	O&M Quick:	0000	O&M Rating:	0.00
Structural Index:	2.00	Structural Quick:	2200	Structural Rating:	4.00
Overall Index:	2.00	Overall Quick:	2200	Overall Rating:	4.00


	Position	Code	Observation	Video (sec)	Grade
					
	.0	AMH	Manhole	10	NA
	.0	MWL	Water Level	21	NA
	21.2	TF	Tap Factory	76	NA
	27.9	CL	Crack Longitudinal	101	S 2
	69.7	CL	Crack Longitudinal	196	S 2
	71.9	TF	Tap Factory	213	NA
	85.4	AMH	Manhole	251	NA
M-605-014					



Code: **AMH**
 Description: **Manhole**


Distance (ft): **.0**
 Structural Grade: **0**
 O&M Grade: **0**
 Clock Start/From:
 Clock To:
 1st Value:
 2nd Value:
 Value Percent:
 Continuous Index:
 Within 8" of Joint: **NO**
 Remarks: **M-605-013**

Code:	MWL
Description:	Water Level



Distance (ft):	.0
Structural Grade:	0
O&M Grade:	0
Clock Start/From:	
Clock To:	
1st Value:	
2nd Value:	
Value Percent:	10.000
Continuous Index:	
Within 8" of Joint:	NO
Remarks:	

Code:	TF
Description:	Tap Factory




Distance (ft):	21.2
Structural Grade:	0
O&M Grade:	0
Clock Start/From:	11
Clock To:	
1st Value:	4.000
2nd Value:	
Value Percent:	
Continuous Index:	
Within 8" of Joint:	
Remarks:	




Code: **CL**
Description: **Crack Longitudinal**

Distance (ft): **27.9**
Structural Grade: **2**
O&M Grade: **0**
Clock Start/From: **3**
Clock To:
1st Value:
2nd Value:
Value Percent:
Continuous Index:
Within 8" of Joint: **YES**
Remarks:



Code: **CL**
Description: **Crack Longitudinal**

Distance (ft): **69.7**
Structural Grade: **2**
O&M Grade: **0**
Clock Start/From: **4**
Clock To:
1st Value:
2nd Value:
Value Percent:
Continuous Index:
Within 8" of Joint:
Remarks:



Code: **TF**
Description: **Tap Factory**

Distance (ft): **71.9**
Structural Grade: **0**
O&M Grade: **0**
Clock Start/From: **2**
Clock To:
1st Value: **4.000**
2nd Value:
Value Percent:
Continuous Index:
Within 8" of Joint:
Remarks:



Code: **AMH**
Description: **Manhole**

Distance (ft): **85.4**
Structural Grade: **0**
O&M Grade: **0**
Clock Start/From:
Clock To:
1st Value:
2nd Value:
Value Percent:
Continuous Index:
Within 8" of Joint: **NO**
Remarks: **M-605-014**