

Profile/Photo Observation Report

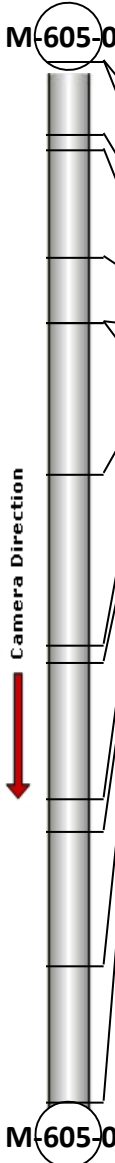


Date:	04/26/2018	Weather:		Coding:	PACP 6.0
Pipe Length (ft):	190.2	Owner:	NA	Pre Clean:	Not Known
P.O.#:		Surveyor:	Mark Ruby	PSR:	P-605-021-020
Customer:		Clean Date:	01/01/1900	Shape:	C

Street:	Henry	Flow Control:	Not Controlled
City:	Hobart, IN	Year Renewed:	
Location:	Other	Tape/Media #:	
Purpose:	Not Known	Dia/Height:	12"
Use:	Sanitary	Material:	VCP
Drain Area:	NA	Lining:	
Category:	NA		
Comment:	Flow direction wrong. Debris at 127'.		

Location Details:		Direction of Survey:	Downstream
US MH:	M-605-020	DS MH:	M-605-021
		Total Length Surveyed (ft):	128.8


O&M Index:	2.33	O&M Quick:	3122	O&M Rating:	7.00
Structural Index:	2.33	Structural Quick:	3122	Structural Rating:	7.00
Overall Index:	2.33	Overall Quick:	3224	Overall Rating:	14.00

	Position	Code	Observation	Video (sec)	Grade
	M-605-020				
	.0	AMH	Manhole	10	NA
	.0	MWL	Water Level	21	NA
	9.0	DAZ	Deposits Attached Other	51	M 2
	10.9	TF	Tap Factory	66	NA
	24.3	CL	Crack Longitudinal	105	S 2
	32.4	TFD	Tap Factory Defective	133	M 2
	32.4	RML	Roots Medium Lateral	144	M 3
	51.2	TF	Tap Factory	194	NA
	72.3	TFA	Tap Factory Active	248	NA
	74.4	TF	Tap Factory	265	NA
	91.2	CM	Crack Multiple	311	S 3
	95.3	CL	Crack Longitudinal	331	S 2
	111.9	TF	Tap Factory	376	NA
	128.8	MSA	Abandoned Survey	421	NA
	M-605-021				



Code: **AMH**
 Description: **Manhole**

 Distance (ft): **.0**
 Structural Grade: **0**
 O&M Grade: **0**
 Clock Start/From:
 Clock To:
 1st Value:
 2nd Value:
 Value Percent:
 Continuous Index:
 Within 8" of Joint: **NO**
 Remarks: **M-605-020**



Code: **MWL**
Description: **Water Level**

Distance (ft): **.0**
Structural Grade: **0**
O&M Grade: **0**
Clock Start/From:
Clock To:
1st Value:
2nd Value:
Value Percent: **10.000**
Continuous Index:
Within 8" of Joint: **NO**
Remarks:



Code: **DAZ**
Description: **Deposits Attached Other**

Distance (ft): **9.0**
Structural Grade: **0**
O&M Grade: **2**
Clock Start/From: **7**
Clock To: **3**
1st Value:
2nd Value:
Value Percent: **5.000**
Continuous Index:
Within 8" of Joint: **YES**
Remarks:



Code: **TF**
Description: **Tap Factory**

Distance (ft): **10.9**
Structural Grade: **0**
O&M Grade: **0**
Clock Start/From: **1**
Clock To:
1st Value: **4.000**
2nd Value:
Value Percent:
Continuous Index:
Within 8" of Joint:
Remarks:



Code: **CL**
Description: **Crack Longitudinal**

Distance (ft): **24.3**
Structural Grade: **2**
O&M Grade: **0**
Clock Start/From: **2**
Clock To:
1st Value:
2nd Value:
Value Percent:
Continuous Index:
Within 8" of Joint: **YES**
Remarks:

Code: **TFD**
Description: **Tap Factory Defective**



Distance (ft): **32.4**
Structural Grade: **0**
O&M Grade: **2**
Clock Start/From: **1**
Clock To:
1st Value: **4.000**
2nd Value:
Value Percent:
Continuous Index:
Within 8" of Joint:
Remarks: **RML**

Code: **RML**
Description: **Roots Medium Lateral**




Distance (ft): **32.4**
Structural Grade: **0**
O&M Grade: **3**
Clock Start/From: **1**
Clock To:
1st Value:
2nd Value:
Value Percent: **10.000**
Continuous Index:
Within 8" of Joint: **NO**
Remarks:



Code: **TF**
Description: **Tap Factory**

Distance (ft): **51.2**
Structural Grade: **0**
O&M Grade: **0**
Clock Start/From: **1**
Clock To:
1st Value: **4.000**
2nd Value:
Value Percent:
Continuous Index:
Within 8" of Joint:
Remarks:



Code: **TFA**
Description: **Tap Factory Active**

Distance (ft): **72.3**
Structural Grade: **0**
O&M Grade: **0**
Clock Start/From: **12**
Clock To:
1st Value: **4.000**
2nd Value:
Value Percent:
Continuous Index:
Within 8" of Joint:
Remarks:




Code: **TF**
Description: **Tap Factory**

Distance (ft): **74.4**
Structural Grade: **0**
O&M Grade: **0**
Clock Start/From: **1**
Clock To:
1st Value: **4.000**
2nd Value:
Value Percent:
Continuous Index:
Within 8" of Joint:
Remarks:



Code: **CM**
Description: **Crack Multiple**

Distance (ft): **91.2**
Structural Grade: **3**
O&M Grade: **0**
Clock Start/From: **1**
Clock To: **4**
1st Value:
2nd Value:
Value Percent:
Continuous Index:
Within 8" of Joint: **YES**
Remarks:




Code: **CL**
Description: **Crack Longitudinal**

Distance (ft): **95.3**
Structural Grade: **2**
O&M Grade: **0**
Clock Start/From: **4**
Clock To:
1st Value:
2nd Value:
Value Percent:
Continuous Index:
Within 8" of Joint: **YES**
Remarks:



Code: **TF**
Description: **Tap Factory**

Distance (ft): **111.9**
Structural Grade: **0**
O&M Grade: **0**
Clock Start/From: **11**
Clock To:
1st Value: **4.000**
2nd Value:
Value Percent:
Continuous Index:
Within 8" of Joint:
Remarks:



Code:	MSA
Description:	Abandoned Survey
Distance (ft):	128.8
Structural Grade:	0
O&M Grade:	0
Clock Start/From:	
Clock To:	
1st Value:	
2nd Value:	
Value Percent:	
Continuous Index:	
Within 8" of Joint:	NO
Remarks:	Debris