

Profile/Photo Observation Report



Date:	04/25/2018	Weather:		Coding:	PACP 6.0
Pipe Length (ft):	235.5	Owner:	NA	Pre Clean:	Not Known
P.O.#:		Surveyor:	Jen Costello	PSR:	P-605-027-026
Customer:		Clean Date:	01/01/1900	Shape:	C

Street:	S Ash St.	Flow Control:	Not Controlled
City:	Hobart, IN	Year Renewed:	
Location:	Other	Tape/Media #:	
Purpose:	Not Known	Dia/Height:	12"
Use:	Sanitary	Material:	VCP
Drain Area:	NA	Lining:	
Category:	NA		
Comment:			
Location Details:		Direction of Survey:	Upstream
US MH:	M-605-026	DS MH:	M-605-027
		Total Length Surveyed (ft):	183.0

O&M Index:	2.19	O&M Quick:	4337	O&M Rating:	114.00
Structural Index:	3.97	Structural Quick:	4E31	Structural Rating:	135.00
Overall Index:	2.90	Overall Quick:	4F38	Overall Rating:	249.00

	Position	Code	Observation	Video (sec)	Grade
	.0	AMH	Manhole	10	NA
	.0	MWL	Water Level	21	NA
	2.8	FM	Fracture Multiple	38	S 4
	12.6	FM	Fracture Multiple	70	S 4
	15.0	RFJ	Roots Fine Joint	86	M 1
	17.1	FM(S01)	Fracture Multiple	102	S 4
	35.7	DAE	Deposits Attached Encrustation	149	M 2
	37.5	DAE	Deposits Attached Encrustation	163	M 2
	39.1	TF	Tap Factory	179	NA
	39.3	DAE(S02)	Deposits Attached Encrustation	192	M 2
	39.3	IW(S03)	Infil Weeper	203	M 2
	60.3	TBA	Tap Break-in Active	255	NA
	62.5	TF	Tap Factory	272	NA
	79.1	TBI	Tap Break-in Intruding	320	M 2
	79.1	DAE(F02)	Deposits Attached Encrustation	333	M 2
	79.1	IW(F03)	Infil Weeper	343	M 2
	83.8	FM(F01)	Fracture Multiple	363	S 4
	87.3	FM	Fracture Multiple	380	S 4
	93.4	FL	Fracture Longitudinal	403	S 3

98.7	FM(S04)	Fracture Multiple	424	S 4
101.1	TF	Tap Factory	441	NA
109.1	DAE(S05)	Deposits Attached Encrustation	470	M 2
120.5	TBA	Tap Break-in Active	504	NA
120.5	DAE(F05)	Deposits Attached Encrustation	514	M 2
127.6	DAE	Deposits Attached Encrustation	539	M 2
135.5	DAE	Deposits Attached Encrustation	565	M 2
135.5	IW	Infil Weeper	576	M 2
140.4	TBD	Tap Break-in Defective	596	M 3
140.4	RML	Roots Medium Lateral	606	M 3
141.3	DAE(S06)	Deposits Attached Encrustation	619	M 2
141.3	IW	Infil Weeper	629	M 2
148.2	RMB	Roots Medium Barrel	653	M 4
151.7	RFJ	Roots Fine Joint	671	M 1
158.3	TBD	Tap Break-in Defective	695	M 3
158.3	RFB	Roots Fine Barrel	705	M 2
160.0	RFB	Roots Fine Barrel	719	M 2
170.3	RFB	Roots Fine Barrel	750	M 2
171.8	RFJ	Roots Fine Joint	764	M 1
172.4	RFB	Roots Fine Barrel	775	M 2
173.7	RMJ	Roots Medium Joint	789	M 3
175.9	RMJ	Roots Medium Joint	803	M 3
176.5	RFB	Roots Fine Barrel	815	M 2
178.0	RMJ	Roots Medium Joint	828	M 3
178.6	RMB	Roots Medium Barrel	840	M 4
181.8	RBJ	Roots Ball Joint	857	M 4
181.8	DAE(F06)	Deposits Attached Encrustation	867	M 2
181.8	FM(F04)	Fracture Multiple	877	S 4
183.0	TFD	Tap Factory Defective	890	M 2
183.0	RML	Roots Medium Lateral	900	M 3
183.0	MSA	Abandoned Survey	910	NA

M-605-026

Code: **AMH**
Description: **Manhole**



Distance (ft): **.0**
Structural Grade: **0**
O&M Grade: **0**
Clock Start/From:
Clock To:
1st Value:
2nd Value:
Value Percent:
Continuous Index:
Within 8" of Joint: **NO**
Remarks: **M-605-027**

Code: **MWL**
Description: **Water Level**



Distance (ft): **.0**
Structural Grade: **0**
O&M Grade: **0**
Clock Start/From:
Clock To:
1st Value:
2nd Value:
Value Percent: **10.000**
Continuous Index:
Within 8" of Joint: **NO**
Remarks:

Code: **FM**
Description: **Fracture Multiple**




Distance (ft): **2.8**
Structural Grade: **4**
O&M Grade: **0**
Clock Start/From: **1**
Clock To: **3**
1st Value:
2nd Value:
Value Percent:
Continuous Index:
Within 8" of Joint: **YES**
Remarks:

Code: **FM**
Description: **Fracture Multiple**



Distance (ft): **12.6**
Structural Grade: **4**
O&M Grade: **0**
Clock Start/From: **1**
Clock To: **4**
1st Value:
2nd Value:
Value Percent:
Continuous Index:
Within 8" of Joint: **YES**
Remarks:

Code: **RFJ**
Description: **Roots Fine Joint**



Distance (ft): **15.0**
Structural Grade: **0**
O&M Grade: **1**
Clock Start/From: **10**
Clock To: **12**
1st Value:
2nd Value:
Value Percent:
Continuous Index:
Within 8" of Joint: **YES**
Remarks:

Code: **FM**
Description: **Fracture Multiple**



Distance (ft): **17.1**
Structural Grade: **4**
O&M Grade: **0**
Clock Start/From: **8**
Clock To: **4**
1st Value:
2nd Value:
Value Percent:
Continuous Index: **S01**
Within 8" of Joint: **YES**
Remarks:

Code: **DAE**
Description: **Deposits Attached Encrustation**



Distance (ft): **35.7**
Structural Grade: **0**
O&M Grade: **2**
Clock Start/From: **3**
Clock To: **4**
1st Value:
2nd Value:
Value Percent: **5.000**
Continuous Index:
Within 8" of Joint: **NO**
Remarks:

Code: **DAE**
Description: **Deposits Attached Encrustation**



Distance (ft): **37.5**
Structural Grade: **0**
O&M Grade: **2**
Clock Start/From: **8**
Clock To: **9**
1st Value:
2nd Value:
Value Percent: **5.000**
Continuous Index:
Within 8" of Joint: **YES**
Remarks:

Code: **TF**
Description: **Tap Factory**



Distance (ft): **39.1**
Structural Grade: **0**
O&M Grade: **0**
Clock Start/From: **1**
Clock To:
1st Value: **4.000**
2nd Value:
Value Percent:
Continuous Index:
Within 8" of Joint:
Remarks:

Code: **DAE**
Description: **Deposits Attached Encrustation**



Distance (ft): **39.3**
Structural Grade: **0**
O&M Grade: **2**
Clock Start/From: **8**
Clock To: **4**
1st Value:
2nd Value:
Value Percent: **5.000**
Continuous Index: **S02**
Within 8" of Joint: **YES**
Remarks:

Code: **IW**
Description: **Infil Weeper**



Distance (ft): **39.3**
Structural Grade: **0**
O&M Grade: **2**
Clock Start/From: **8**
Clock To: **4**
1st Value:
2nd Value:
Value Percent:
Continuous Index: **S03**
Within 8" of Joint: **YES**
Remarks:

Code: **TBA**
Description: **Tap Break-in Active**



Distance (ft): **60.3**
Structural Grade: **0**
O&M Grade: **0**
Clock Start/From: **1**
Clock To:
1st Value: **4.000**
2nd Value:
Value Percent:
Continuous Index:
Within 8" of Joint:
Remarks:

Code: **TF**
Description: **Tap Factory**



Distance (ft): **62.5**
Structural Grade: **0**
O&M Grade: **0**
Clock Start/From: **11**
Clock To:
1st Value: **4.000**
2nd Value:
Value Percent:
Continuous Index:
Within 8" of Joint:
Remarks:

Code: **TBI**
Description: **Tap Break-in Intruding**



Distance (ft): **79.1**
Structural Grade: **0**
O&M Grade: **2**
Clock Start/From: **1**
Clock To:
1st Value: **4.000**
2nd Value: **1.000**
Value Percent:
Continuous Index:
Within 8" of Joint:
Remarks:

Code: **DAE**
Description: **Deposits Attached Encrustation**




Distance (ft): **79.1**
Structural Grade: **0**
O&M Grade: **2**
Clock Start/From: **8**
Clock To: **4**
1st Value:
2nd Value:
Value Percent: **5.000**
Continuous Index: **F02**
Within 8" of Joint: **YES**
Remarks:

Code: **IW**
Description: **Infil Weeper**



Distance (ft): **79.1**
Structural Grade: **0**
O&M Grade: **2**
Clock Start/From: **8**
Clock To: **4**
1st Value:
2nd Value:
Value Percent:
Continuous Index: **F03**
Within 8" of Joint: **YES**
Remarks:

Code: **FM**
Description: **Fracture Multiple**




Distance (ft): **83.8**
Structural Grade: **4**
O&M Grade: **0**
Clock Start/From: **8**
Clock To: **4**
1st Value:
2nd Value:
Value Percent:
Continuous Index: **F01**
Within 8" of Joint: **YES**
Remarks:

Code: **FM**
Description: **Fracture Multiple**



Distance (ft): **87.3**
Structural Grade: **4**
O&M Grade: **0**
Clock Start/From: **12**
Clock To: **3**
1st Value:
2nd Value:
Value Percent:
Continuous Index:
Within 8" of Joint: **YES**
Remarks:

Code: **FL**
Description: **Fracture Longitudinal**



Distance (ft): **93.4**
Structural Grade: **3**
O&M Grade: **0**
Clock Start/From: **1**
Clock To:
1st Value:
2nd Value:
Value Percent:
Continuous Index:
Within 8" of Joint: **YES**
Remarks:

Code: **FM**
Description: **Fracture Multiple**



Distance (ft): **98.7**
Structural Grade: **4**
O&M Grade: **0**
Clock Start/From: **8**
Clock To: **4**
1st Value:
2nd Value:
Value Percent:
Continuous Index: **S04**
Within 8" of Joint: **YES**
Remarks:

Code: **TF**
Description: **Tap Factory**




Distance (ft): **101.1**
Structural Grade: **0**
O&M Grade: **0**
Clock Start/From: **11**
Clock To:
1st Value: **4.000**
2nd Value:
Value Percent:
Continuous Index:
Within 8" of Joint:
Remarks:

Code: **DAE**
Description: **Deposits Attached Encrustation**



Distance (ft): **109.1**
Structural Grade: **0**
O&M Grade: **2**
Clock Start/From: **8**
Clock To: **4**
1st Value:
2nd Value:
Value Percent: **5.000**
Continuous Index: **S05**
Within 8" of Joint: **YES**
Remarks:

Code: **TBA**
Description: **Tap Break-in Active**



Distance (ft): **120.5**
Structural Grade: **0**
O&M Grade: **0**
Clock Start/From: **1**
Clock To:
1st Value: **4.000**
2nd Value:
Value Percent:
Continuous Index:
Within 8" of Joint:
Remarks:

Code: **DAE**
Description: **Deposits Attached Encrustation**



Distance (ft): **120.5**
Structural Grade: **0**
O&M Grade: **2**
Clock Start/From: **8**
Clock To: **4**
1st Value:
2nd Value:
Value Percent: **5.000**
Continuous Index: **F05**
Within 8" of Joint: **YES**
Remarks:

Code: **DAE**
Description: **Deposits Attached Encrustation**



Distance (ft): **127.6**
Structural Grade: **0**
O&M Grade: **2**
Clock Start/From: **8**
Clock To: **4**
1st Value:
2nd Value:
Value Percent: **5.000**
Continuous Index:
Within 8" of Joint: **YES**
Remarks:

Code: **DAE**
Description: **Deposits Attached Encrustation**



Distance (ft): **135.5**
Structural Grade: **0**
O&M Grade: **2**
Clock Start/From: **12**
Clock To: **4**
1st Value:
2nd Value:
Value Percent: **10.000**
Continuous Index:
Within 8" of Joint: **YES**
Remarks:

Code: **IW**
Description: **Infil Weeper**



Distance (ft): **135.5**
Structural Grade: **0**
O&M Grade: **2**
Clock Start/From: **12**
Clock To: **4**
1st Value:
2nd Value:
Value Percent:
Continuous Index:
Within 8" of Joint: **YES**
Remarks:

Code: **TBD**
Description: **Tap Break-in Defective**



Distance (ft): **140.4**
Structural Grade: **0**
O&M Grade: **3**
Clock Start/From: **11**
Clock To:
1st Value: **4.000**
2nd Value:
Value Percent:
Continuous Index:
Within 8" of Joint:
Remarks: **ROOTS**

Code: **RML**
Description: **Roots Medium Lateral**




Distance (ft): **140.4**
Structural Grade: **0**
O&M Grade: **3**
Clock Start/From: **6**
Clock To: **11**
1st Value:
2nd Value:
Value Percent: **20.000**
Continuous Index:
Within 8" of Joint: **NO**
Remarks:

Code: **DAE**
Description: **Deposits Attached Encrustation**



Distance (ft): **141.3**
Structural Grade: **0**
O&M Grade: **2**
Clock Start/From: **8**
Clock To: **4**
1st Value:
2nd Value:
Value Percent: **10.000**
Continuous Index: **S06**
Within 8" of Joint: **YES**
Remarks:

Code: **IW**
Description: **Infil Weeper**




Distance (ft): **141.3**
Structural Grade: **0**
O&M Grade: **2**
Clock Start/From: **8**
Clock To: **4**
1st Value:
2nd Value:
Value Percent:
Continuous Index:
Within 8" of Joint: **YES**
Remarks:

Code: **RMB**
Description: **Roots Medium Barrel**



Distance (ft): **148.2**
Structural Grade: **0**
O&M Grade: **4**
Clock Start/From: **9**
Clock To: **12**
1st Value:
2nd Value:
Value Percent: **10.000**
Continuous Index:
Within 8" of Joint: **NO**
Remarks:

Code: **RFJ**
Description: **Roots Fine Joint**



Distance (ft): **151.7**
Structural Grade: **0**
O&M Grade: **1**
Clock Start/From: **12**
Clock To:
1st Value:
2nd Value:
Value Percent:
Continuous Index:
Within 8" of Joint: **YES**
Remarks:

Code: **TBD**
Description: **Tap Break-in Defective**



Distance (ft): **158.3**
Structural Grade: **0**
O&M Grade: **3**
Clock Start/From: **1**
Clock To:
1st Value: **4.000**
2nd Value:
Value Percent:
Continuous Index:
Within 8" of Joint:
Remarks: **ROOTS**

Code: **RFB**
Description: **Roots Fine Barrel**




Distance (ft): **158.3**
Structural Grade: **0**
O&M Grade: **2**
Clock Start/From: **12**
Clock To: **1**
1st Value:
2nd Value:
Value Percent:
Continuous Index:
Within 8" of Joint: **NO**
Remarks:

Code: **RFB**
Description: **Roots Fine Barrel**



Distance (ft): **160.0**
Structural Grade: **0**
O&M Grade: **2**
Clock Start/From: **12**
Clock To: **3**
1st Value:
2nd Value:
Value Percent:
Continuous Index:
Within 8" of Joint: **NO**
Remarks:

Code: **RFB**
Description: **Roots Fine Barrel**



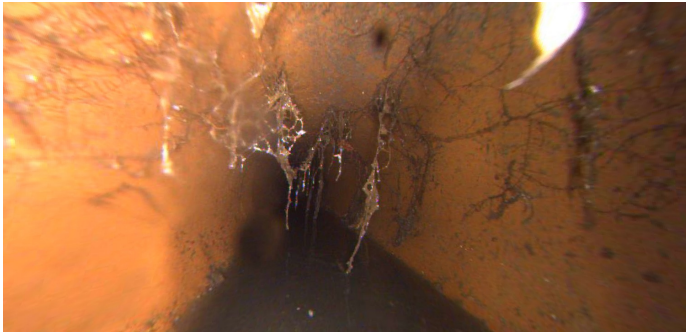
Distance (ft): **170.3**
Structural Grade: **0**
O&M Grade: **2**
Clock Start/From: **12**
Clock To: **3**
1st Value:
2nd Value:
Value Percent:
Continuous Index:
Within 8" of Joint: **NO**
Remarks:

Code: **RFJ**
Description: **Roots Fine Joint**



Distance (ft): **171.8**
Structural Grade: **0**
O&M Grade: **1**
Clock Start/From: **8**
Clock To: **4**
1st Value:
2nd Value:
Value Percent:
Continuous Index:
Within 8" of Joint: **YES**
Remarks:

Code: **RFB**
Description: **Roots Fine Barrel**




Distance (ft): **172.4**
Structural Grade: **0**
O&M Grade: **2**
Clock Start/From: **10**
Clock To: **2**
1st Value:
2nd Value:
Value Percent:
Continuous Index:
Within 8" of Joint: **NO**
Remarks:

Code: **RMJ**
Description: **Roots Medium Joint**



Distance (ft): **173.7**
Structural Grade: **0**
O&M Grade: **3**
Clock Start/From: **12**
Clock To: **4**
1st Value:
2nd Value:
Value Percent: **5.000**
Continuous Index:
Within 8" of Joint: **YES**
Remarks:

Code: **RMJ**
Description: **Roots Medium Joint**




Distance (ft): **175.9**
Structural Grade: **0**
O&M Grade: **3**
Clock Start/From: **8**
Clock To: **4**
1st Value:
2nd Value:
Value Percent: **10.000**
Continuous Index:
Within 8" of Joint: **YES**
Remarks:

Code: **RFB**
Description: **Roots Fine Barrel**



Distance (ft): **176.5**
Structural Grade: **0**
O&M Grade: **2**
Clock Start/From: **12**
Clock To:
1st Value:
2nd Value:
Value Percent:
Continuous Index:
Within 8" of Joint: **NO**
Remarks:

Code: **RMJ**
Description: **Roots Medium Joint**




Distance (ft): **178.0**
Structural Grade: **0**
O&M Grade: **3**
Clock Start/From: **8**
Clock To: **4**
1st Value:
2nd Value:
Value Percent: **10.000**
Continuous Index:
Within 8" of Joint: **YES**
Remarks:

Code: **RMB**
Description: **Roots Medium Barrel**




Distance (ft): **178.6**
Structural Grade: **0**
O&M Grade: **4**
Clock Start/From: **12**
Clock To:
1st Value:
2nd Value:
Value Percent: **10.000**
Continuous Index:
Within 8" of Joint: **NO**
Remarks:

Code: **RBJ**
Description: **Roots Ball Joint**




Distance (ft): **181.8**
Structural Grade: **0**
O&M Grade: **4**
Clock Start/From: **8**
Clock To: **4**
1st Value:
2nd Value:
Value Percent: **60.000**
Continuous Index:
Within 8" of Joint: **YES**
Remarks:

Code: **DAE**
Description: **Deposits Attached Encrustation**



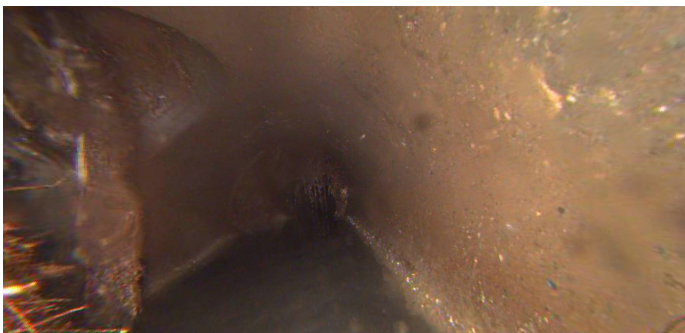
Distance (ft): **181.8**
Structural Grade: **0**
O&M Grade: **2**
Clock Start/From: **8**
Clock To: **4**
1st Value:
2nd Value:
Value Percent: **10.000**
Continuous Index: **F06**
Within 8" of Joint: **YES**
Remarks:

Code: **FM**
Description: **Fracture Multiple**




Distance (ft): **181.8**
Structural Grade: **4**
O&M Grade: **0**
Clock Start/From: **8**
Clock To: **4**
1st Value:
2nd Value:
Value Percent:
Continuous Index: **F04**
Within 8" of Joint: **YES**
Remarks:

Code: **TFD**
Description: **Tap Factory Defective**



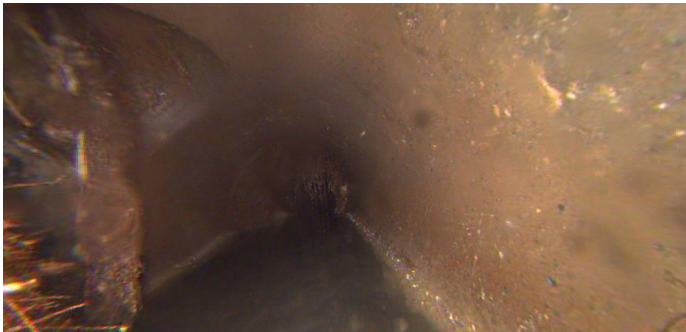
Distance (ft): **183.0**
Structural Grade: **0**
O&M Grade: **2**
Clock Start/From: **10**
Clock To:
1st Value: **4.000**
2nd Value:
Value Percent:
Continuous Index:
Within 8" of Joint:
Remarks: **ROOTS**

Code: **RML**
Description: **Roots Medium Lateral**



Distance (ft): **183.0**
Structural Grade: **0**
O&M Grade: **3**
Clock Start/From: **10**
Clock To:
1st Value:
2nd Value:
Value Percent: **10.000**
Continuous Index:
Within 8" of Joint: **NO**
Remarks:

Code: **MSA**
Description: **Abandoned Survey**



Distance (ft): **183.0**
Structural Grade: **0**
O&M Grade: **0**
Clock Start/From:
Clock To:
1st Value:
2nd Value:
Value Percent:
Continuous Index:
Within 8" of Joint: **NO**
Remarks: **ROOTS**