

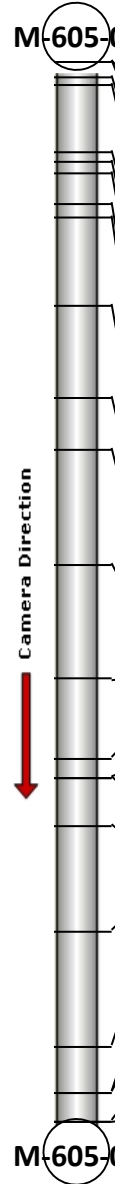
## Profile/Photo Observation Report



Date:	<b>04/26/2018</b>	Weather:		Coding:	<b>PACP 6.0</b>
Pipe Length (ft):		Owner:	<b>City of Hobart</b>	Pre Clean:	<b>No Pre-Cleaning</b>
P.O.#:	<b>106</b>	Surveyor:	<b>M. Pielacha</b>	PSR:	<b>P-605-031-030</b>
Customer:	<b>City of Hobart</b>	Clean Date:		Shape:	<b>C</b>

Street:	<b>Connecticut Street</b>	Flow Control:	<b>Not Controlled</b>
City:	<b>Hobart, IN</b>	Year Renewed:	
Location:	<b>Light Highway</b>	Tape/Media #:	<b>DEP 106</b>
Purpose:	<b>Routine Assessment</b>	Dia/Height:	<b>18"</b>
Use:	<b>Sanitary</b>	Material:	<b>VCP</b>
Drain Area:		Lining:	
Category:	<b>NA</b>		
Comment:	<b>YES501824 Submittal 2</b>		
Location Details:		Direction of Survey:	<b>Upstream</b>
US MH:	<b>M-605-031</b>	DS MH:	<b>M-605-030</b>
		Total Length Surveyed (ft):	<b>276.8</b>

O&M Index:	<b>2.00</b>	O&M Quick:	<b>3121</b>	O&M Rating:	<b>6.00</b>
Structural Index:	<b>2.91</b>	Structural Quick:	<b>413E</b>	Structural Rating:	<b>102.00</b>
Overall Index:	<b>2.84</b>	Overall Quick:	<b>413E</b>	Overall Rating:	<b>108.00</b>

	Position	Code	Observation	Video (sec)	Grade
					
	.0	AMH	Manhole	0	NA
	.0	MWL	Water Level	9	NA
	4.0	RMJ	Roots Medium Joint	29	M 3
	6.2	FL(S01)	Fracture Longitudinal	57	S 3
	23.4	TF	Tap Factory	90	NA
	26.1	TF	Tap Factory	106	NA
	29.0	CL(S02)	Crack Longitudinal	123	S 2
	37.0	CL(F02)	Crack Longitudinal	142	S 2
	40.7	FM	Fracture Multiple	168	S 4
	63.5	FL(F01)	Fracture Longitudinal	223	S 3
	87.8	CL	Crack Longitudinal	256	S 2
	101.5	TF	Tap Factory	283	NA
	131.2	TFA	Tap Factory Active	344	NA
	161.2	TF	Tap Factory	584	NA
	182.0	FL	Fracture Longitudinal	636	S 3
	186.8	CL	Crack Longitudinal	650	S 2
	186.8	FL(S03)	Fracture Longitudinal	660	S 3
	199.7	TF	Tap Factory	692	NA
	227.1	TF	Tap Factory	744	NA
	257.3	TF	Tap Factory	790	NA
	269.3	TFD	Tap Factory Defective	820	M 2
	269.3	RFJ	Roots Fine Joint	825	M 1
	276.7	FL(F03)	Fracture Longitudinal	854	S 3
	276.7	AMH	Manhole	858	NA



Code: **AMH**  
Description: **Manhole**

Distance (ft): **.0**  
Structural Grade: **0**  
O&M Grade: **0**  
Clock Start/From:  
Clock To:  
1st Value:  
2nd Value:  
Value Percent:  
Continuous Index:  
Within 8" of Joint: **NO**  
Remarks: **M-605-030**

---



Code: **MWL**  
Description: **Water Level**

Distance (ft): **.0**  
Structural Grade: **0**  
O&M Grade: **0**  
Clock Start/From:  
Clock To:  
1st Value:  
2nd Value:  
Value Percent: **5.000**  
Continuous Index:  
Within 8" of Joint: **NO**  
Remarks:

---



Code:	<b>RMJ</b>
Description:	<b>Roots Medium Joint</b>
Distance (ft):	<b>4.0</b>
Structural Grade:	<b>0</b>
O&M Grade:	<b>3</b>
Clock Start/From:	<b>8</b>
Clock To:	<b>4</b>
1st Value:	
2nd Value:	
Value Percent:	<b>20.000</b>
Continuous Index:	
Within 8" of Joint:	<b>YES</b>
Remarks:	

---



Code:	<b>FL</b>
Description:	<b>Fracture Longitudinal</b>
Distance (ft):	<b>6.2</b>
Structural Grade:	<b>3</b>
O&M Grade:	<b>0</b>
Clock Start/From:	<b>12</b>
Clock To:	
1st Value:	
2nd Value:	
Value Percent:	
Continuous Index:	<b>S01</b>
Within 8" of Joint:	<b>YES</b>
Remarks:	

---





Code: **TF**  
Description: **Tap Factory**

Distance (ft): **23.4**  
Structural Grade: **0**  
O&M Grade: **0**  
Clock Start/From: **10**  
Clock To:  
1st Value: **4.000**  
2nd Value:  
Value Percent:  
Continuous Index:  
Within 8" of Joint: **NO**  
Remarks:

---



Code: **TF**  
Description: **Tap Factory**

Distance (ft): **26.1**  
Structural Grade: **0**  
O&M Grade: **0**  
Clock Start/From: **3**  
Clock To:  
1st Value: **4.000**  
2nd Value:  
Value Percent:  
Continuous Index:  
Within 8" of Joint: **NO**  
Remarks:

---



Code: **CL**  
Description: **Crack Longitudinal**

Distance (ft): **29.0**  
Structural Grade: **2**  
O&M Grade: **0**  
Clock Start/From: **9**  
Clock To:  
1st Value:  
2nd Value:  
Value Percent:  
Continuous Index: **S02**  
Within 8" of Joint: **YES**  
Remarks:

---



Code: **CL**  
Description: **Crack Longitudinal**

Distance (ft): **37.0**  
Structural Grade: **2**  
O&M Grade: **0**  
Clock Start/From: **9**  
Clock To:  
1st Value:  
2nd Value:  
Value Percent:  
Continuous Index: **F02**  
Within 8" of Joint: **NO**  
Remarks:


---



Code: **FM**  
Description: **Fracture Multiple**

Distance (ft): **40.7**  
Structural Grade: **4**  
O&M Grade: **0**  
Clock Start/From: **9**  
Clock To: **3**  
1st Value:  
2nd Value:  
Value Percent:  
Continuous Index:  
Within 8" of Joint: **YES**  
Remarks:

---



Code: **FL**  
Description: **Fracture Longitudinal**

Distance (ft): **63.5**  
Structural Grade: **3**  
O&M Grade: **0**  
Clock Start/From: **12**  
Clock To:  
1st Value:  
2nd Value:  
Value Percent:  
Continuous Index: **F01**  
Within 8" of Joint: **NO**  
Remarks:

---





Code:	<b>CL</b>
Description:	<b>Crack Longitudinal</b>
Distance (ft):	<b>87.8</b>
Structural Grade:	<b>2</b>
O&M Grade:	<b>0</b>
Clock Start/From:	<b>12</b>
Clock To:	
1st Value:	
2nd Value:	
Value Percent:	
Continuous Index:	
Within 8" of Joint:	<b>YES</b>
Remarks:	

---



Code:	<b>TF</b>
Description:	<b>Tap Factory</b>
Distance (ft):	<b>101.5</b>
Structural Grade:	<b>0</b>
O&M Grade:	<b>0</b>
Clock Start/From:	<b>10</b>
Clock To:	
1st Value:	<b>4.000</b>
2nd Value:	
Value Percent:	
Continuous Index:	
Within 8" of Joint:	<b>NO</b>
Remarks:	

---






Code: **TFA**  
Description: **Tap Factory Active**

Distance (ft): **131.2**  
Structural Grade: **0**  
O&M Grade: **0**  
Clock Start/From: **10**  
Clock To:  
1st Value: **4.000**  
2nd Value:  
Value Percent:  
Continuous Index:  
Within 8" of Joint: **NO**  
Remarks:

---



Code: **TF**  
Description: **Tap Factory**

Distance (ft): **161.2**  
Structural Grade: **0**  
O&M Grade: **0**  
Clock Start/From: **2**  
Clock To:  
1st Value: **4.000**  
2nd Value:  
Value Percent:  
Continuous Index:  
Within 8" of Joint: **NO**  
Remarks:

---



Code: **FL**  
Description: **Fracture Longitudinal**

Distance (ft): **182.0**  
Structural Grade: **3**  
O&M Grade: **0**  
Clock Start/From: **12**  
Clock To:  
1st Value:  
2nd Value:  
Value Percent:  
Continuous Index:  
Within 8" of Joint: **YES**  
Remarks:

---



Code: **CL**  
Description: **Crack Longitudinal**

Distance (ft): **186.8**  
Structural Grade: **2**  
O&M Grade: **0**  
Clock Start/From: **9**  
Clock To:  
1st Value:  
2nd Value:  
Value Percent:  
Continuous Index:  
Within 8" of Joint: **YES**  
Remarks:


---



Code: **FL**  
Description: **Fracture Longitudinal**

Distance (ft): **186.8**  
Structural Grade: **3**  
O&M Grade: **0**  
Clock Start/From: **12**  
Clock To:  
1st Value:  
2nd Value:  
Value Percent:  
Continuous Index: **S03**  
Within 8" of Joint: **YES**  
Remarks:

---



Code: **TF**  
Description: **Tap Factory**

Distance (ft): **199.7**  
Structural Grade: **0**  
O&M Grade: **0**  
Clock Start/From: **2**  
Clock To:  
1st Value: **4.000**  
2nd Value:  
Value Percent:  
Continuous Index:  
Within 8" of Joint: **NO**  
Remarks:

---





Code: **TF**  
Description: **Tap Factory**

Distance (ft): **227.1**  
Structural Grade: **0**  
O&M Grade: **0**  
Clock Start/From: **2**  
Clock To:  
1st Value: **4.000**  
2nd Value:  
Value Percent:  
Continuous Index:  
Within 8" of Joint: **NO**  
Remarks:

---



Code: **TF**  
Description: **Tap Factory**

Distance (ft): **257.3**  
Structural Grade: **0**  
O&M Grade: **0**  
Clock Start/From: **10**  
Clock To:  
1st Value: **4.000**  
2nd Value:  
Value Percent:  
Continuous Index:  
Within 8" of Joint: **NO**  
Remarks:

---





Code: **TFD**  
Description: **Tap Factory Defective**

Distance (ft): **269.3**  
Structural Grade: **0**  
O&M Grade: **2**  
Clock Start/From: **2**  
Clock To:  
1st Value: **4.000**  
2nd Value:  
Value Percent:  
Continuous Index:  
Within 8" of Joint: **NO**  
Remarks: **Defective**

---



Code: **RFJ**  
Description: **Roots Fine Joint**

Distance (ft): **269.3**  
Structural Grade: **0**  
O&M Grade: **1**  
Clock Start/From: **1**  
Clock To:  
1st Value:  
2nd Value:  
Value Percent:  
Continuous Index:  
Within 8" of Joint: **YES**  
Remarks:

---



Code: **FL**  
Description: **Fracture Longitudinal**

Distance (ft): **276.7**  
Structural Grade: **3**  
O&M Grade: **0**  
Clock Start/From: **12**  
Clock To:  
1st Value:  
2nd Value:  
Value Percent:  
Continuous Index: **F03**  
Within 8" of Joint: **NO**  
Remarks:

---



Code: **AMH**  
Description: **Manhole**

Distance (ft): **276.7**  
Structural Grade: **0**  
O&M Grade: **0**  
Clock Start/From:  
Clock To:  
1st Value:  
2nd Value:  
Value Percent:  
Continuous Index:  
Within 8" of Joint: **NO**  
Remarks: **M-605-031**