

Profile/Photo Observation Report



Date:	04/16/2018	Weather:		Coding:	PACP 6.0
Pipe Length (ft):		Owner:	City of Hobart	Pre Clean:	No Pre-Cleaning
P.O.#:	59-1	Surveyor:	M. Pielacha	PSR:	M-605-031-M-605-032
Customer:	City of Hobart	Clean Date:		Shape:	C

Street:	Connecticut Street	Flow Control:	Not Controlled
City:	Hobart, IN	Year Renewed:	
Location:	Light Highway	Tape/Media #:	DEP 59
Purpose:	Routine Assessment	Dia/Height:	18"
Use:	Sanitary	Material:	VCP
Drain Area:		Lining:	
Category:	NA		
Comment:			
Location Details:		Direction of Survey:	Downstream
US MH:	M-605-031	DS MH:	M-605-032
		Total Length Surveyed (ft):	234.5

O&M Index:	0.00	O&M Quick:	0000	O&M Rating:	0.00
Structural Index:	2.62	Structural Quick:	4137	Structural Rating:	34.00
Overall Index:	2.62	Overall Quick:	4137	Overall Rating:	34.00

	Position	Code	Observation	Video (sec)	Grade
M-605-031					
	.0	AMH	Manhole	0	NA
	.0	MWL	Water Level	7	NA
	24.6	CC	Crack Circumferential	49	S 1
	51.3	CM	Crack Multiple	168	S 3
	64.1	FM	Fracture Multiple	193	S 4
	65.3	TF	Tap Factory	204	NA
	65.3	CM	Crack Multiple	218	S 3
	68.6	TF	Tap Factory	236	NA
	105.3	TF	Tap Factory	317	NA
	107.5	TBA	Tap Break-in Active	335	NA
	143.8	TF	Tap Factory	387	NA
	145.5	CM	Crack Multiple	415	S 3
	146.9	TF	Tap Factory	451	NA
	183.3	TBA	Tap Break-in Active	900	NA
	186.1	TFC	Tap Factory Capped	918	NA
	201.5	TF	Tap Factory	948	NA
	202.1	CL	Crack Longitudinal	961	S 2
	208.7	FL(S01)	Fracture Longitudinal	983	S 3
	215.4	CL(S02)	Crack Longitudinal	1007	S 2
	219.3	TF	Tap Factory	1026	NA
	228.9	FL(F01)	Fracture Longitudinal	1053	S 3
	228.9	CL(F02)	Crack Longitudinal	1061	S 2
	234.5	AMH	Manhole	1079	NA
M-605-032					




Code: **AMH**
Description: **Manhole**

Distance (ft): **.0**
Structural Grade: **0**
O&M Grade: **0**
Clock Start/From:
Clock To:
1st Value:
2nd Value:
Value Percent:
Continuous Index:
Within 8" of Joint: **NO**
Remarks: **M-605-031**



Code: **MWL**
Description: **Water Level**

Distance (ft): **.0**
Structural Grade: **0**
O&M Grade: **0**
Clock Start/From:
Clock To:
1st Value:
2nd Value:
Value Percent: **10.000**
Continuous Index:
Within 8" of Joint: **NO**
Remarks:



Code: **CC**
Description: **Crack Circumferential**

Distance (ft): **24.6**
Structural Grade: **1**
O&M Grade: **0**
Clock Start/From: **7**
Clock To: **10**
1st Value:
2nd Value:
Value Percent:
Continuous Index:
Within 8" of Joint: **YES**
Remarks:



Code:	CM
Description:	Crack Multiple
Distance (ft):	51.3
Structural Grade:	3
O&M Grade:	0
Clock Start/From:	11
Clock To:	1
1st Value:	
2nd Value:	
Value Percent:	
Continuous Index:	
Within 8" of Joint:	YES
Remarks:	



Code:	FM
Description:	Fracture Multiple
Distance (ft):	64.1
Structural Grade:	4
O&M Grade:	0
Clock Start/From:	9
Clock To:	10
1st Value:	
2nd Value:	
Value Percent:	
Continuous Index:	
Within 8" of Joint:	YES
Remarks:	



Code:	TF
Description:	Tap Factory
Distance (ft):	65.3
Structural Grade:	0
O&M Grade:	0
Clock Start/From:	10
Clock To:	
1st Value:	4.000
2nd Value:	
Value Percent:	
Continuous Index:	
Within 8" of Joint:	NO
Remarks:	



Code:	CM
Description:	Crack Multiple
Distance (ft):	65.3
Structural Grade:	3
O&M Grade:	0
Clock Start/From:	10
Clock To:	3
1st Value:	
2nd Value:	
Value Percent:	
Continuous Index:	
Within 8" of Joint:	YES
Remarks:	



Code: **TF**
Description: **Tap Factory**

Distance (ft): **68.6**
Structural Grade: **0**
O&M Grade: **0**
Clock Start/From: **2**
Clock To:
1st Value: **4.000**
2nd Value:
Value Percent:
Continuous Index:
Within 8" of Joint: **NO**
Remarks:



Code: **TF**
Description: **Tap Factory**

Distance (ft): **105.3**
Structural Grade: **0**
O&M Grade: **0**
Clock Start/From: **10**
Clock To:
1st Value: **4.000**
2nd Value:
Value Percent:
Continuous Index:
Within 8" of Joint: **NO**
Remarks:



Code: **TBA**
Description: **Tap Break-in Active**

Distance (ft): **107.5**
Structural Grade: **0**
O&M Grade: **0**
Clock Start/From: **2**
Clock To:
1st Value: **4.000**
2nd Value:
Value Percent:
Continuous Index:
Within 8" of Joint: **NO**
Remarks:



Code: **TF**
Description: **Tap Factory**

Distance (ft): **143.8**
Structural Grade: **0**
O&M Grade: **0**
Clock Start/From: **10**
Clock To:
1st Value: **4.000**
2nd Value:
Value Percent:
Continuous Index:
Within 8" of Joint: **NO**
Remarks:



Code:	CM
Description:	Crack Multiple
Distance (ft):	145.5
Structural Grade:	3
O&M Grade:	0
Clock Start/From:	10
Clock To:	2
1st Value:	
2nd Value:	
Value Percent:	
Continuous Index:	
Within 8" of Joint:	YES
Remarks:	




Code:	TF
Description:	Tap Factory
Distance (ft):	146.9
Structural Grade:	0
O&M Grade:	0
Clock Start/From:	2
Clock To:	
1st Value:	4.000
2nd Value:	
Value Percent:	
Continuous Index:	
Within 8" of Joint:	NO
Remarks:	



Code: **TBA**
Description: **Tap Break-in Active**

Distance (ft): **183.3**
Structural Grade: **0**
O&M Grade: **0**
Clock Start/From: **10**
Clock To:
1st Value: **5.000**
2nd Value:
Value Percent:
Continuous Index:
Within 8" of Joint: **NO**
Remarks:



Code: **TFC**
Description: **Tap Factory Capped**

Distance (ft): **186.1**
Structural Grade: **0**
O&M Grade: **0**
Clock Start/From: **10**
Clock To:
1st Value: **4.000**
2nd Value:
Value Percent:
Continuous Index:
Within 8" of Joint: **NO**
Remarks:




Code: **TF**
Description: **Tap Factory**

Distance (ft): **201.5**
Structural Grade: **0**
O&M Grade: **0**
Clock Start/From: **2**
Clock To:
1st Value: **4.000**
2nd Value:
Value Percent:
Continuous Index:
Within 8" of Joint: **NO**
Remarks:




Code: **CL**
Description: **Crack Longitudinal**

Distance (ft): **202.1**
Structural Grade: **2**
O&M Grade: **0**
Clock Start/From: **12**
Clock To:
1st Value:
2nd Value:
Value Percent:
Continuous Index:
Within 8" of Joint: **YES**
Remarks:



Code: **FL**
Description: **Fracture Longitudinal**

Distance (ft): **208.7**
Structural Grade: **3**
O&M Grade: **0**
Clock Start/From: **12**
Clock To:
1st Value: **4.000**
2nd Value:
Value Percent:
Continuous Index: **S01**
Within 8" of Joint: **YES**
Remarks:




Code: **CL**
Description: **Crack Longitudinal**

Distance (ft): **215.4**
Structural Grade: **2**
O&M Grade: **0**
Clock Start/From: **9**
Clock To:
1st Value:
2nd Value:
Value Percent:
Continuous Index: **S02**
Within 8" of Joint: **YES**
Remarks:



Code: **TF**
Description: **Tap Factory**

Distance (ft): **219.3**
Structural Grade: **0**
O&M Grade: **0**
Clock Start/From: **10**
Clock To:
1st Value: **4.000**
2nd Value:
Value Percent:
Continuous Index:
Within 8" of Joint: **NO**
Remarks:



Code: **FL**
Description: **Fracture Longitudinal**

Distance (ft): **228.9**
Structural Grade: **3**
O&M Grade: **0**
Clock Start/From: **12**
Clock To:
1st Value: **4.000**
2nd Value:
Value Percent:
Continuous Index: **F01**
Within 8" of Joint: **NO**
Remarks:



Code: **CL**
Description: **Crack Longitudinal**

Distance (ft): **228.9**
Structural Grade: **2**
O&M Grade: **0**
Clock Start/From: **9**
Clock To:
1st Value:
2nd Value:
Value Percent:
Continuous Index: **F02**
Within 8" of Joint: **NO**
Remarks:



Code: **AMH**
Description: **Manhole**

Distance (ft): **234.5**
Structural Grade: **0**
O&M Grade: **0**
Clock Start/From:
Clock To:
1st Value:
2nd Value:
Value Percent:
Continuous Index:
Within 8" of Joint: **NO**
Remarks: **M-605-032**