

Profile/Photo Observation Report



Date:	04/25/2018	Weather:		Coding:	PACP 6.0
Pipe Length (ft):	224.4	Owner:	NA	Pre Clean:	Not Known
P.O.#:		Surveyor:	Jen Costello	PSR:	P-605-045-044
Customer:		Clean Date:	01/01/1900	Shape:	C

Street:	Summerlin	Flow Control:	Not Controlled
City:	Hobart, IN	Year Renewed:	
Location:	Light Highway	Tape/Media #:	
Purpose:	Not Known	Dia/Height:	12"
Use:	Sanitary	Material:	VCP
Drain Area:	NA	Lining:	
Category:	NA		
Comment:			

Location Details:		Direction of Survey:	Downstream
US MH:	M-605-044	DS MH:	M-605-045
		Total Length Surveyed (ft):	199.5

O&M Index:	2.18	O&M Quick:	5131	O&M Rating:	48.00
Structural Index:	3.66	Structural Quick:	4D3A	Structural Rating:	139.00
Overall Index:	3.12	Overall Quick:	514D	Overall Rating:	187.00

	Position	Code	Observation	Video (sec)	Grade
M-605-044					
	.0	AMH	Manhole	10	NA
	.0	MWL	Water Level	22	NA
	17.2	FL(S01)	Fracture Longitudinal	68	S 3
	39.0	TF	Tap Factory	124	NA
	40.7	TFA	Tap Factory Active	139	NA
	73.6	FM	Fracture Multiple	217	S 4
	79.1	ID	Infil Dripper	239	M 3
	79.7	TFA	Tap Factory Active	252	NA
	81.6	TFD	Tap Factory Defective	268	M 2
	81.6	FM(S02)	Fracture Multiple	279	S 4
	81.6	FL(F01)	Fracture Longitudinal	291	S 3
	120.1	TF	Tap Factory	379	NA
	129.1	DAE(S03)	Deposits Attached Encrustation	408	M 2
	129.1	IW(S04)	Infil Weeper	419	M 2
	160.1	TFD	Tap Factory Defective	493	M 2
	160.1	DAE	Deposits Attached Encrustation	504	M 2
	171.3	IW(F04)	Infil Weeper	538	M 2
	171.3	DAE(F03)	Deposits Attached Encrustation	549	M 2
	178.5	TBI	Tap Break-in Intruding	575	M 2
	198.0	RBB	Roots Ball Barrel	626	M 5
	199.5	MSA	Abandoned Survey	640	NA
	199.5	FM(F02)	Fracture Multiple	651	S 4
M-605-045					



Code: **AMH**
 Description: **Manhole**
 Distance (ft): **.0**
 Structural Grade: **0**
 O&M Grade: **0**
 Clock Start/From:
 Clock To:
 1st Value:
 2nd Value:
 Value Percent:
 Continuous Index:
 Within 8" of Joint: **NO**
 Remarks: **M-605-044**

Code:	MWL
Description:	Water Level




Distance (ft):	.0
Structural Grade:	0
O&M Grade:	0
Clock Start/From:	
Clock To:	
1st Value:	
2nd Value:	
Value Percent:	30.000
Continuous Index:	
Within 8" of Joint:	NO
Remarks:	

Code:	FL
Description:	Fracture Longitudinal




Distance (ft):	17.2
Structural Grade:	3
O&M Grade:	0
Clock Start/From:	1
Clock To:	
1st Value:	
2nd Value:	
Value Percent:	
Continuous Index:	S01
Within 8" of Joint:	YES
Remarks:	

Code: **TF**
Description: **Tap Factory**




Distance (ft): **39.0**
Structural Grade: **0**
O&M Grade: **0**
Clock Start/From: **11**
Clock To:
1st Value: **4.000**
2nd Value:
Value Percent:
Continuous Index:
Within 8" of Joint:
Remarks:

Code: **TFA**
Description: **Tap Factory Active**




Distance (ft): **40.7**
Structural Grade: **0**
O&M Grade: **0**
Clock Start/From: **1**
Clock To:
1st Value: **4.000**
2nd Value:
Value Percent:
Continuous Index:
Within 8" of Joint:
Remarks:

Code: **FM**
Description: **Fracture Multiple**



Distance (ft): **73.6**
Structural Grade: **4**
O&M Grade: **0**
Clock Start/From: **8**
Clock To: **4**
1st Value:
2nd Value:
Value Percent:
Continuous Index:
Within 8" of Joint: **YES**
Remarks:

Code: **ID**
Description: **Infil Dripper**



Distance (ft): **79.1**
Structural Grade: **0**
O&M Grade: **3**
Clock Start/From: **12**
Clock To:
1st Value:
2nd Value:
Value Percent:
Continuous Index:
Within 8" of Joint:
Remarks:

Code: **TFA**
Description: **Tap Factory Active**



Distance (ft): **79.7**
Structural Grade: **0**
O&M Grade: **0**
Clock Start/From: **11**
Clock To:
1st Value: **4.000**
2nd Value:
Value Percent:
Continuous Index:
Within 8" of Joint:
Remarks:

Code: **TFD**
Description: **Tap Factory Defective**




Distance (ft): **81.6**
Structural Grade: **0**
O&M Grade: **2**
Clock Start/From: **2**
Clock To:
1st Value: **4.000**
2nd Value:
Value Percent:
Continuous Index:
Within 8" of Joint:
Remarks: **broken**

Code: **FM**
Description: **Fracture Multiple**




Distance (ft): **81.6**
Structural Grade: **4**
O&M Grade: **0**
Clock Start/From: **8**
Clock To: **4**
1st Value:
2nd Value:
Value Percent:
Continuous Index: **S02**
Within 8" of Joint: **YES**
Remarks:

Code: **FL**
Description: **Fracture Longitudinal**



Distance (ft): **81.6**
Structural Grade: **3**
O&M Grade: **0**
Clock Start/From: **1**
Clock To:
1st Value:
2nd Value:
Value Percent:
Continuous Index: **F01**
Within 8" of Joint: **YES**
Remarks:

Code: **TF**
Description: **Tap Factory**



Distance (ft): **120.1**
Structural Grade: **0**
O&M Grade: **0**
Clock Start/From: **2**
Clock To:
1st Value: **4.000**
2nd Value:
Value Percent:
Continuous Index:
Within 8" of Joint:
Remarks:

Code: **DAE**
Description: **Deposits Attached Encrustation**



Distance (ft): **129.1**
Structural Grade: **0**
O&M Grade: **2**
Clock Start/From: **8**
Clock To: **4**
1st Value:
2nd Value:
Value Percent: **5.000**
Continuous Index: **S03**
Within 8" of Joint: **YES**
Remarks:

Code: **IW**
Description: **Infil Weeper**



Distance (ft): **129.1**
Structural Grade: **0**
O&M Grade: **2**
Clock Start/From: **8**
Clock To: **4**
1st Value:
2nd Value:
Value Percent:
Continuous Index: **S04**
Within 8" of Joint: **YES**
Remarks:

Code: **TFD**
Description: **Tap Factory Defective**



Distance (ft): **160.1**
Structural Grade: **0**
O&M Grade: **2**
Clock Start/From: **2**
Clock To:
1st Value: **4.000**
2nd Value:
Value Percent:
Continuous Index:
Within 8" of Joint:
Remarks: **dae**

Code: **DAE**
Description: **Deposits Attached Encrustation**




Distance (ft): **160.1**
Structural Grade: **0**
O&M Grade: **2**
Clock Start/From: **1**
Clock To: **3**
1st Value:
2nd Value:
Value Percent: **10.000**
Continuous Index:
Within 8" of Joint: **NO**
Remarks:

Code: **IW**
Description: **Infil Weeper**



Distance (ft): **171.3**
Structural Grade: **0**
O&M Grade: **2**
Clock Start/From: **8**
Clock To: **4**
1st Value:
2nd Value:
Value Percent:
Continuous Index: **F04**
Within 8" of Joint: **YES**
Remarks:

Code: **DAE**
Description: **Deposits Attached Encrustation**



Distance (ft): **171.3**
Structural Grade: **0**
O&M Grade: **2**
Clock Start/From: **8**
Clock To: **4**
1st Value:
2nd Value:
Value Percent: **5.000**
Continuous Index: **F03**
Within 8" of Joint: **YES**
Remarks:

Code: **TBI**
Description: **Tap Break-in Intruding**




Distance (ft): **178.5**
Structural Grade: **0**
O&M Grade: **2**
Clock Start/From: **3**
Clock To:
1st Value: **4.000**
2nd Value: **1.000**
Value Percent:
Continuous Index:
Within 8" of Joint:
Remarks:

Code: **RBB**
Description: **Roots Ball Barrel**




Distance (ft): **198.0**
Structural Grade: **0**
O&M Grade: **5**
Clock Start/From: **2**
Clock To: **10**
1st Value:
2nd Value:
Value Percent: **90.000**
Continuous Index:
Within 8" of Joint: **NO**
Remarks:

Code: **MSA**
Description: **Abandoned Survey**



Distance (ft): **199.5**
Structural Grade: **0**
O&M Grade: **0**
Clock Start/From:
Clock To:
1st Value:
2nd Value:
Value Percent:
Continuous Index:
Within 8" of Joint: **NO**
Remarks: **roots**



Code:	FM
Description:	Fracture Multiple
Distance (ft):	199.5
Structural Grade:	4
O&M Grade:	0
Clock Start/From:	8
Clock To:	4
1st Value:	
2nd Value:	
Value Percent:	
Continuous Index:	F02
Within 8" of Joint:	YES
Remarks:	