

Profile/Photo Observation Report




Date:	04/28/2018	Weather:		Coding:	PACP 6.0
Pipe Length (ft):		Owner:	City of Hobart	Pre Clean:	No Pre-Cleaning
P.O.#:	126	Surveyor:	M. Pielacha	PSR:	P-605-052-051
Customer:	City of Hobart	Clean Date:		Shape:	C

Street:	Wisconsin Street	Flow Control:	Not Controlled
City:	Hobart, IN	Year Renewed:	
Location:	Light Highway	Tape/Media #:	DEP 126
Purpose:	Routine Assessment	Dia/Height:	18"
Use:	Sanitary	Material:	VCP
Drain Area:		Lining:	
Category:	NA		
Comment:	YES501824 Submittal 2		
Location Details:		Direction of Survey:	Downstream
US MH:	M-605-052	DS MH:	M-605-051
		Total Length Surveyed (ft):	213.6

O&M Index:	2.00	O&M Quick:	2300	O&M Rating:	6.00
Structural Index:	2.00	Structural Quick:	2700	Structural Rating:	14.00
Overall Index:	2.00	Overall Quick:	2A00	Overall Rating:	20.00

	Position	Code	Observation	Video (sec)	Grade
M-605-052					
	.0	AMH	Manhole	0	NA
	.0	MWL	Water Level	9	NA
	33.3	CL(S01)	Crack Longitudinal	60	S 2
	37.5	TF	Tap Factory	77	NA
	66.4	CL(F01)	Crack Longitudinal	137	S 2
	74.4	TF	Tap Factory	155	NA
	77.3	TF	Tap Factory	174	NA
	114.2	TBA	Tap Break-in Active	234	NA
	116.2	TFD	Tap Factory Defective	254	M 2
	119.2	TFC	Tap Factory Capped	283	NA
	153.4	TFD	Tap Factory Defective	338	M 2
	153.4	DAE	Deposits Attached Encrustation	343	M 2
	156.4	TF	Tap Factory	364	NA
	192.7	TF	Tap Factory	458	NA
	195.7	TF	Tap Factory	473	NA
	213.6	AMH	Manhole	508	NA
M-605-051					



Code: **AMH**
Description: **Manhole**

Distance (ft): **.0**
Structural Grade: **0**
O&M Grade: **0**
Clock Start/From:
Clock To:
1st Value:
2nd Value:
Value Percent:
Continuous Index:
Within 8" of Joint: **NO**
Remarks: **M-605-052**



Code: **MWL**
Description: **Water Level**

Distance (ft): **.0**
Structural Grade: **0**
O&M Grade: **0**
Clock Start/From:
Clock To:
1st Value:
2nd Value:
Value Percent: **10.000**
Continuous Index:
Within 8" of Joint: **NO**
Remarks:




Code: **CL**
Description: **Crack Longitudinal**

Distance (ft): **33.3**
Structural Grade: **2**
O&M Grade: **0**
Clock Start/From: **12**
Clock To:
1st Value:
2nd Value:
Value Percent:
Continuous Index: **S01**
Within 8" of Joint: **YES**
Remarks:




Code: **TF**
Description: **Tap Factory**

Distance (ft): **37.5**
Structural Grade: **0**
O&M Grade: **0**
Clock Start/From: **2**
Clock To:
1st Value: **4.000**
2nd Value:
Value Percent:
Continuous Index:
Within 8" of Joint: **NO**
Remarks:




Code: **CL**
Description: **Crack Longitudinal**

Distance (ft): **66.4**
Structural Grade: **2**
O&M Grade: **0**
Clock Start/From: **12**
Clock To:
1st Value:
2nd Value:
Value Percent:
Continuous Index: **F01**
Within 8" of Joint: **NO**
Remarks:



Code: **TF**
Description: **Tap Factory**

Distance (ft): **74.4**
Structural Grade: **0**
O&M Grade: **0**
Clock Start/From: **10**
Clock To:
1st Value: **4.000**
2nd Value:
Value Percent:
Continuous Index:
Within 8" of Joint: **NO**
Remarks:



Code: **TF**
Description: **Tap Factory**

Distance (ft): **77.3**
Structural Grade: **0**
O&M Grade: **0**
Clock Start/From: **2**
Clock To:
1st Value: **4.000**
2nd Value:
Value Percent:
Continuous Index:
Within 8" of Joint: **NO**
Remarks:



Code: **TBA**
Description: **Tap Break-in Active**

Distance (ft): **114.2**
Structural Grade: **0**
O&M Grade: **0**
Clock Start/From: **2**
Clock To:
1st Value: **4.000**
2nd Value:
Value Percent:
Continuous Index:
Within 8" of Joint: **NO**
Remarks:




Code: **TFD**
Description: **Tap Factory Defective**

Distance (ft): **116.2**
Structural Grade: **0**
O&M Grade: **2**
Clock Start/From: **11**
Clock To:
1st Value: **4.000**
2nd Value:
Value Percent:
Continuous Index:
Within 8" of Joint: **NO**
Remarks: **roots**



Code: **TFC**
Description: **Tap Factory Capped**

Distance (ft): **119.2**
Structural Grade: **0**
O&M Grade: **0**
Clock Start/From: **2**
Clock To:
1st Value: **4.000**
2nd Value:
Value Percent:
Continuous Index:
Within 8" of Joint: **NO**
Remarks:



Code: **TFD**
Description: **Tap Factory Defective**

Distance (ft): **153.4**
Structural Grade: **0**
O&M Grade: **2**
Clock Start/From: **10**
Clock To:
1st Value: **4.000**
2nd Value:
Value Percent:
Continuous Index:
Within 8" of Joint: **NO**
Remarks: **Defective**



Code:	DAE
Description:	Deposits Attached Encrustation
Distance (ft):	153.4
Structural Grade:	0
O&M Grade:	2
Clock Start/From:	9
Clock To:	11
1st Value:	
2nd Value:	
Value Percent:	5.000
Continuous Index:	
Within 8" of Joint:	YES
Remarks:	




Code:	TF
Description:	Tap Factory
Distance (ft):	156.4
Structural Grade:	0
O&M Grade:	0
Clock Start/From:	2
Clock To:	
1st Value:	4.000
2nd Value:	
Value Percent:	
Continuous Index:	
Within 8" of Joint:	NO
Remarks:	



Code: **TF**
Description: **Tap Factory**

Distance (ft): **192.7**
Structural Grade: **0**
O&M Grade: **0**
Clock Start/From: **10**
Clock To:
1st Value: **4.000**
2nd Value:
Value Percent:
Continuous Index:
Within 8" of Joint: **NO**
Remarks:



Code: **TF**
Description: **Tap Factory**

Distance (ft): **195.7**
Structural Grade: **0**
O&M Grade: **0**
Clock Start/From: **2**
Clock To:
1st Value: **4.000**
2nd Value:
Value Percent:
Continuous Index:
Within 8" of Joint: **NO**
Remarks:



Code:	AMH
Description:	Manhole
Distance (ft):	213.6
Structural Grade:	0
O&M Grade:	0
Clock Start/From:	
Clock To:	
1st Value:	
2nd Value:	
Value Percent:	
Continuous Index:	
Within 8" of Joint:	NO
Remarks:	M-605-051