

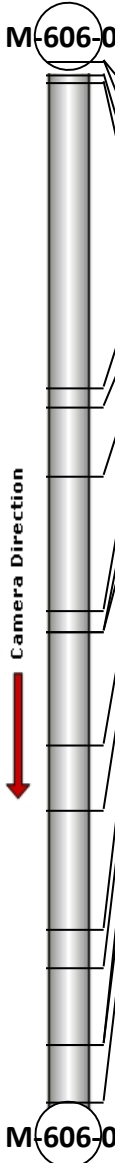
## Profile/Photo Observation Report




Date:	<b>04/11/2018</b>	Weather:		Coding:	<b>PACP 6.0</b>
Pipe Length (ft):	<b>230.2</b>	Owner:	<b>NA</b>	Pre Clean:	<b>No Pre-Cleaning</b>
P.O.#:		Surveyor:	<b>Jen Costello</b>	PSR:	<b>P-606-011-010</b>
Customer:		Clean Date:	<b>01/01/1900</b>	Shape:	<b>C</b>

Street:	<b>FOXCROFT STREET</b>	Flow Control:	<b>Not Controlled</b>
City:	<b>Hobart, IN</b>	Year Renewed:	
Location:	<b>Yard</b>	Tape/Media #:	
Purpose:	<b>Routine Assessment</b>	Dia/Height:	<b>10"</b>
Use:	<b>Sanitary</b>	Material:	<b>VCP</b>
Drain Area:	<b>NA</b>	Lining:	
Category:	<b>NA</b>		
Comment:	<b>Flow direction is marked wrong.</b>		
Location Details:		Direction of Survey:	<b>Downstream</b>
US MH:	<b>M-606-010</b>	DS MH:	<b>M-606-011</b>
		Total Length Surveyed (ft):	<b>213.5</b>

O&M Index:	<b>2.10</b>	O&M Quick:	<b>3227</b>	O&M Rating:	<b>21.00</b>
Structural Index:	<b>3.00</b>	Structural Quick:	<b>3100</b>	Structural Rating:	<b>3.00</b>
Overall Index:	<b>2.18</b>	Overall Quick:	<b>3327</b>	Overall Rating:	<b>24.00</b>

	Position	Code	Observation	Video (sec)	Grade
	M-606-010				
	.0	AMH	Manhole	10	NA
	.0	MWL	Water Level	21	NA
	2.7	CM	Crack Multiple	38	S 3
	4.4	TF	Tap Factory	53	NA
	67.0	DAE	Deposits Attached Encrustation	190	M 2
	70.9	DAE	Deposits Attached Encrustation	210	M 2
	85.0	TFA	Tap Factory Active	250	NA
	112.8	DAE	Deposits Attached Encrustation	317	M 2
	116.9	RFJ	Roots Fine Joint	336	M 1
	116.9	DAE	Deposits Attached Encrustation	347	M 2
	140.1	DAE	Deposits Attached Encrustation	404	M 2
	153.8	TF	Tap Factory	442	NA
	177.9	DAE	Deposits Attached Encrustation	501	M 2
	186.0	DAE	Deposits Attached Encrustation	528	M 2
	201.5	ID	Infil Dripper	571	M 3
	201.5	DAE	Deposits Attached Encrustation	581	M 3
	213.5	AMH	Manhole	616	NA
	M-606-011				


Code: **AMH**  
Description: **Manhole**



Distance (ft): **.0**  
Structural Grade: **0**  
O&M Grade: **0**  
Clock Start/From:  
Clock To:  
1st Value:  
2nd Value:  
Value Percent:  
Continuous Index:  
Within 8" of Joint: **NO**  
Remarks: **M-606-010**

---

Code:	<b>MWL</b>
Description:	<b>Water Level</b>



Distance (ft):	<b>.0</b>
Structural Grade:	<b>0</b>
O&M Grade:	<b>0</b>
Clock Start/From:	
Clock To:	
1st Value:	
2nd Value:	
Value Percent:	<b>20.000</b>
Continuous Index:	
Within 8" of Joint:	<b>NO</b>
Remarks:	

---


Code:	<b>CM</b>
Description:	<b>Crack Multiple</b>



Distance (ft):	<b>2.7</b>
Structural Grade:	<b>3</b>
O&M Grade:	<b>0</b>
Clock Start/From:	<b>8</b>
Clock To:	<b>4</b>
1st Value:	
2nd Value:	
Value Percent:	
Continuous Index:	
Within 8" of Joint:	<b>YES</b>
Remarks:	

---


Code: **TF**  
Description: **Tap Factory**



Distance (ft): **4.4**  
Structural Grade: **0**  
O&M Grade: **0**  
Clock Start/From: **9**  
Clock To:  
1st Value: **4.000**  
2nd Value:  
Value Percent:  
Continuous Index:  
Within 8" of Joint:  
Remarks:

---


Code: **DAE**  
Description: **Deposits Attached Encrustation**



Distance (ft): **67.0**  
Structural Grade: **0**  
O&M Grade: **2**  
Clock Start/From: **8**  
Clock To: **4**  
1st Value:  
2nd Value:  
Value Percent: **5.000**  
Continuous Index:  
Within 8" of Joint: **YES**  
Remarks:

---


Code: **DAE**  
Description: **Deposits Attached Encrustation**



Distance (ft): **70.9**  
Structural Grade: **0**  
O&M Grade: **2**  
Clock Start/From: **8**  
Clock To: **12**  
1st Value:  
2nd Value:  
Value Percent: **10.000**  
Continuous Index:  
Within 8" of Joint: **YES**  
Remarks:

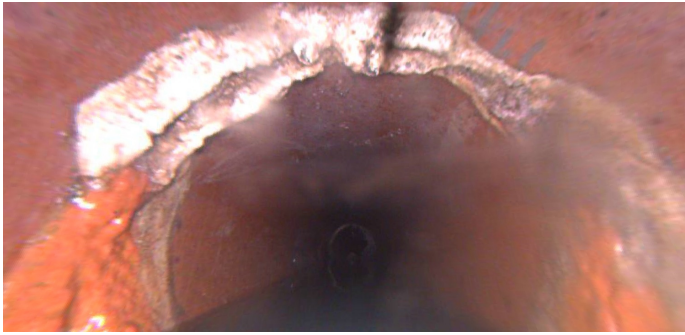
---

Code: **TFA**  
Description: **Tap Factory Active**



Distance (ft): **85.0**  
Structural Grade: **0**  
O&M Grade: **0**  
Clock Start/From: **9**  
Clock To:  
1st Value: **4.000**  
2nd Value:  
Value Percent:  
Continuous Index:  
Within 8" of Joint:  
Remarks:

Code: **DAE**  
Description: **Deposits Attached Encrustation**



Distance (ft): **112.8**  
Structural Grade: **0**  
O&M Grade: **2**  
Clock Start/From: **8**  
Clock To: **4**  
1st Value:  
2nd Value:  
Value Percent: **10.000**  
Continuous Index:  
Within 8" of Joint: **YES**  
Remarks:

---

Code: **RFJ**  
Description: **Roots Fine Joint**

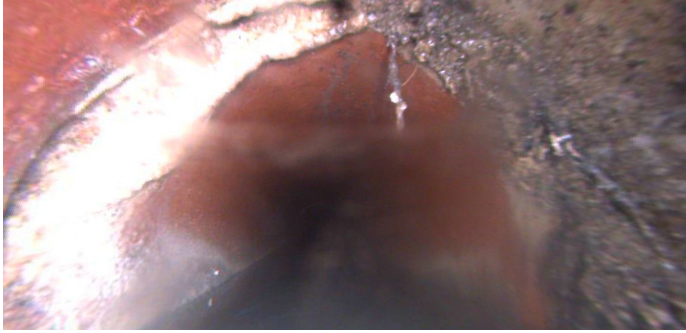


Distance (ft): **116.9**  
Structural Grade: **0**  
O&M Grade: **1**  
Clock Start/From: **12**  
Clock To: **3**  
1st Value:  
2nd Value:  
Value Percent:  
Continuous Index:  
Within 8" of Joint: **YES**  
Remarks:

---



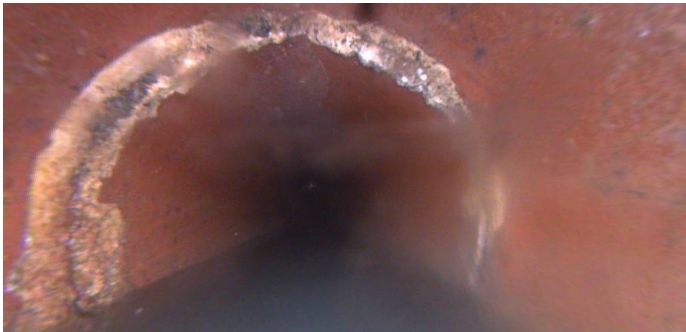
Code: **DAE**  
Description: **Deposits Attached Encrustation**



Distance (ft): **116.9**  
Structural Grade: **0**  
O&M Grade: **2**  
Clock Start/From: **8**  
Clock To: **4**  
1st Value:  
2nd Value:  
Value Percent: **10.000**  
Continuous Index:  
Within 8" of Joint: **YES**  
Remarks:

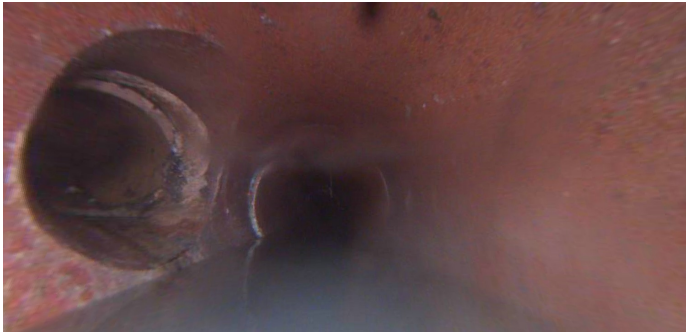
---

Code: **DAE**  
Description: **Deposits Attached Encrustation**



Distance (ft): **140.1**  
Structural Grade: **0**  
O&M Grade: **2**  
Clock Start/From: **8**  
Clock To: **4**  
1st Value:  
2nd Value:  
Value Percent: **5.000**  
Continuous Index:  
Within 8" of Joint: **YES**  
Remarks:

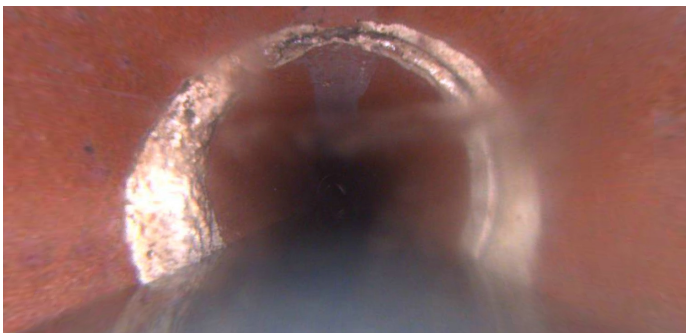
Code: **TF**  
Description: **Tap Factory**



Distance (ft): **153.8**  
Structural Grade: **0**  
O&M Grade: **0**  
Clock Start/From: **9**  
Clock To:  
1st Value: **4.000**  
2nd Value:  
Value Percent:  
Continuous Index:  
Within 8" of Joint:  
Remarks:

---


Code: **DAE**  
Description: **Deposits Attached Encrustation**



Distance (ft): **177.9**  
Structural Grade: **0**  
O&M Grade: **2**  
Clock Start/From: **8**  
Clock To: **4**  
1st Value:  
2nd Value:  
Value Percent: **5.000**  
Continuous Index:  
Within 8" of Joint: **YES**  
Remarks:



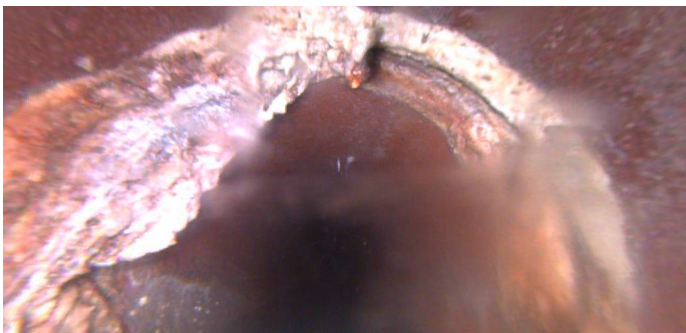
Code: **DAE**  
Description: **Deposits Attached Encrustation**



Distance (ft): **186.0**  
Structural Grade: **0**  
O&M Grade: **2**  
Clock Start/From: **8**  
Clock To: **4**  
1st Value:  
2nd Value:  
Value Percent: **10.000**  
Continuous Index:  
Within 8" of Joint: **YES**  
Remarks:

---

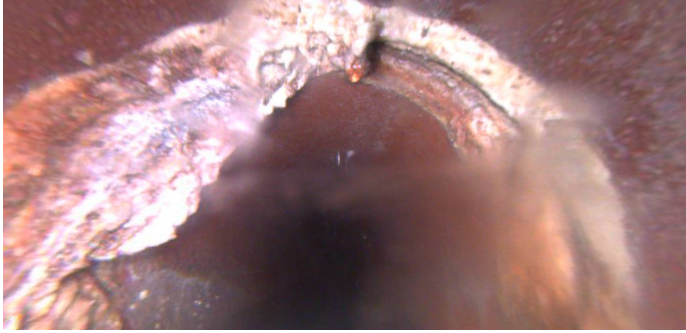
Code: **ID**  
Description: **Infil Dripper**



Distance (ft): **201.5**  
Structural Grade: **0**  
O&M Grade: **3**  
Clock Start/From: **12**  
Clock To:  
1st Value:  
2nd Value:  
Value Percent:  
Continuous Index:  
Within 8" of Joint: **YES**  
Remarks:

---

Code: **DAE**  
Description: **Deposits Attached Encrustation**



Distance (ft): **201.5**  
Structural Grade: **0**  
O&M Grade: **3**  
Clock Start/From: **8**  
Clock To: **4**  
1st Value:  
2nd Value:  
Value Percent: **15.000**  
Continuous Index:  
Within 8" of Joint: **YES**  
Remarks:

---

Code: **AMH**  
Description: **Manhole**



Distance (ft): **213.5**  
Structural Grade: **0**  
O&M Grade: **0**  
Clock Start/From:  
Clock To:  
1st Value:  
2nd Value:  
Value Percent:  
Continuous Index:  
Within 8" of Joint: **NO**  
Remarks: **M-606-011**