

Profile/Photo Observation Report




Date:	04/10/2018	Weather:		Coding:	PACP 6.0
Pipe Length (ft):	100.2	Owner:	NA	Pre Clean:	No Pre-Cleaning
P.O.#:		Surveyor:	Mark Ruby	PSR:	P-606-0SL-015
Customer:		Clean Date:	01/01/1900	Shape:	C

Street:	FOXCROFT STREET	Flow Control:	Not Controlled
City:	Hobart, IN	Year Renewed:	
Location:	Yard	Tape/Media #:	
Purpose:	Routine Assessment	Dia/Height:	10"
Use:	Sanitary	Material:	VCP
Drain Area:	NA	Lining:	
Category:	NA		
Comment:			

Location Details:		Direction of Survey:	Downstream
US MH:	M-606-015	DS MH:	M-606-015
		Total Length Surveyed (ft):	73.1

O&M Index:	2.00	O&M Quick:	2B00	O&M Rating:	38.00
Structural Index:	0.00	Structural Quick:	0000	Structural Rating:	0.00
Overall Index:	2.00	Overall Quick:	2B00	Overall Rating:	38.00

	Position	Code	Observation	Video (sec)	Grade
	.0	AMH	Manhole	10	NA
	.0	MWL	Water Level	21	NA
	4.0	DAE(S01)	Deposits Attached Encrustation	41	M 2
	4.1	IW(S03)	Infil Weeper	52	M 2
	13.3	DAE(F01)	Deposits Attached Encrustation	82	M 2
	23.7	DAE	Deposits Attached Encrustation	114	M 2
	30.1	TF	Tap Factory	139	NA
	45.3	DAE	Deposits Attached Encrustation	181	M 2
	60.2	DAE(S02)	Deposits Attached Encrustation	222	M 2
	70.5	DAE(F02)	Deposits Attached Encrustation	254	M 2
	71.2	IW(F03)	Infil Weeper	267	M 2
	71.7	TF	Tap Factory	280	NA
	73.1	AEP	End of Pipe	294	NA




Code: **AMH**
 Description: **Manhole**

 Distance (ft): **.0**
 Structural Grade: **0**
 O&M Grade: **0**
 Clock Start/From:
 Clock To:
 1st Value:
 2nd Value:
 Value Percent:
 Continuous Index:
 Within 8" of Joint: **NO**
 Remarks: **M-606-015**



Code: **MWL**
Description: **Water Level**


Distance (ft): **.0**
Structural Grade: **0**
O&M Grade: **0**
Clock Start/From:
Clock To:
1st Value:
2nd Value:
Value Percent: **10.000**
Continuous Index:
Within 8" of Joint: **NO**
Remarks:



Code: **DAE**
Description: **Deposits Attached Encrustation**

Distance (ft): **4.0**
Structural Grade: **0**
O&M Grade: **2**
Clock Start/From: **7**
Clock To: **5**
1st Value:
2nd Value:
Value Percent: **5.000**
Continuous Index: **S01**
Within 8" of Joint: **YES**
Remarks:

Code: **IW**
Description: **Infil Weeper**



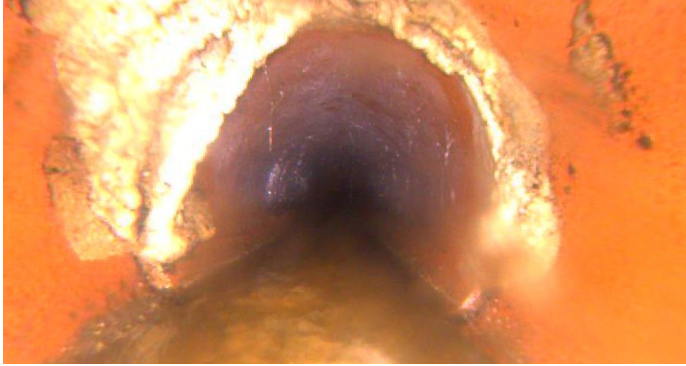
Distance (ft): **4.1**
Structural Grade: **0**
O&M Grade: **2**
Clock Start/From: **8**
Clock To: **4**
1st Value:
2nd Value:
Value Percent:
Continuous Index: **S03**
Within 8" of Joint: **YES**
Remarks:

Code: **DAE**
Description: **Deposits Attached Encrustation**



Distance (ft): **13.3**
Structural Grade: **0**
O&M Grade: **2**
Clock Start/From: **7**
Clock To: **5**
1st Value:
2nd Value:
Value Percent: **5.000**
Continuous Index: **F01**
Within 8" of Joint: **YES**
Remarks:

Code: **DAE**
Description: **Deposits Attached Encrustation**

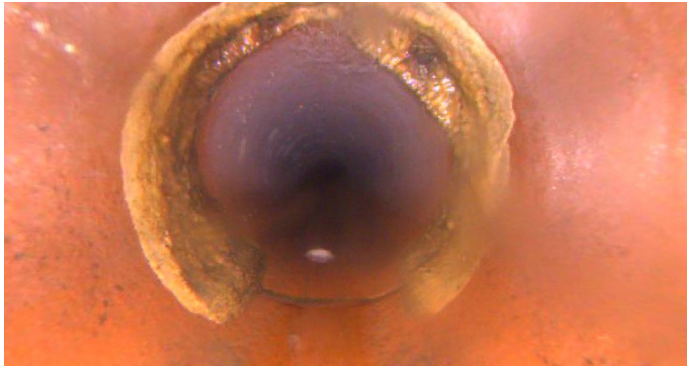


Distance (ft): **23.7**
Structural Grade: **0**
O&M Grade: **2**
Clock Start/From: **7**
Clock To: **5**
1st Value:
2nd Value:
Value Percent: **5.000**
Continuous Index:
Within 8" of Joint: **YES**
Remarks:

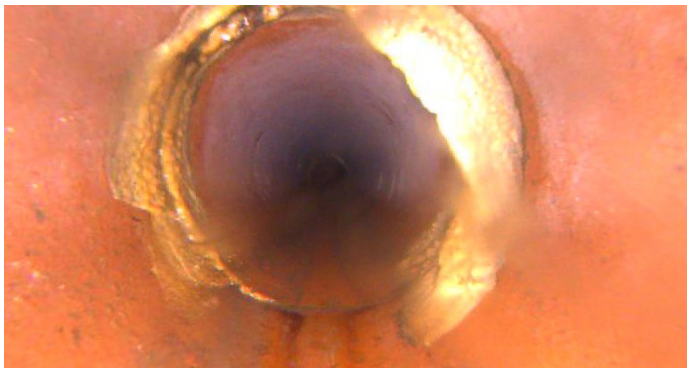
Code: **TF**
Description: **Tap Factory**



Distance (ft): **30.1**
Structural Grade: **0**
O&M Grade: **0**
Clock Start/From: **1**
Clock To:
1st Value: **4.000**
2nd Value:
Value Percent:
Continuous Index:
Within 8" of Joint:
Remarks:



Code:	DAE
Description:	Deposits Attached Encrustation
Distance (ft):	45.3
Structural Grade:	0
O&M Grade:	2
Clock Start/From:	7
Clock To:	5
1st Value:	
2nd Value:	
Value Percent:	5.000
Continuous Index:	
Within 8" of Joint:	YES
Remarks:	




Code:	DAE
Description:	Deposits Attached Encrustation
Distance (ft):	60.2
Structural Grade:	0
O&M Grade:	2
Clock Start/From:	7
Clock To:	5
1st Value:	
2nd Value:	
Value Percent:	5.000
Continuous Index:	S02
Within 8" of Joint:	YES
Remarks:	

Code: **DAE**
Description: **Deposits Attached Encrustation**



Distance (ft): **70.5**
Structural Grade: **0**
O&M Grade: **2**
Clock Start/From: **7**
Clock To: **5**
1st Value:
2nd Value:
Value Percent: **5.000**
Continuous Index: **F02**
Within 8" of Joint: **YES**
Remarks:

Code: **IW**
Description: **Infil Weeper**

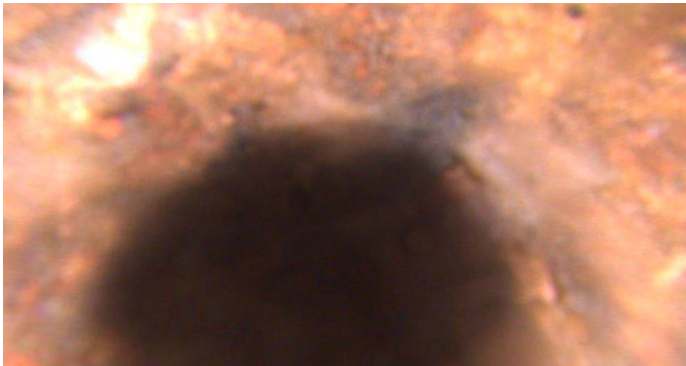


Distance (ft): **71.2**
Structural Grade: **0**
O&M Grade: **2**
Clock Start/From: **8**
Clock To: **4**
1st Value:
2nd Value:
Value Percent:
Continuous Index: **F03**
Within 8" of Joint: **YES**
Remarks:



Code: **TF**
Description: **Tap Factory**

Distance (ft): **71.7**
Structural Grade: **0**
O&M Grade: **0**
Clock Start/From: **12**
Clock To:
1st Value: **4.000**
2nd Value:
Value Percent:
Continuous Index:
Within 8" of Joint:
Remarks: **Lamphole**



Code: **AEP**
Description: **End of Pipe**

Distance (ft): **73.1**
Structural Grade: **0**
O&M Grade: **0**
Clock Start/From:
Clock To:
1st Value:
2nd Value:
Value Percent:
Continuous Index:
Within 8" of Joint: **NO**
Remarks: **M-606-015**