

Profile/Photo Observation Report



| | | | | | |
|-------------------|-------------------|-------------|---------------------|------------|----------------------|
| Date: | 09/30/2018 | Weather: | | Coding: | PACP 6.0 |
| Pipe Length (ft): | 359.1 | Owner: | NA | Pre Clean: | Not Known |
| P.O.#: | | Surveyor: | Selasie Honu | PSR: | P-703-013-014 |
| Customer: | | Clean Date: | 01/01/1900 | Shape: | C |

| | | | |
|-------------|---------------------------|---------------|-----------------------|
| Street: | Quail Dr. | Flow Control: | Not Controlled |
| City: | Hobart, IN | Year Renewed: | |
| Location: | Light Highway | Tape/Media #: | |
| Purpose: | Routine Assessment | Dia/Height: | 8" |
| Use: | Sanitary | Material: | PVC |
| Drain Area: | NA | Lining: | |
| Category: | NA | | |
| Comment: | | | |

| | | | |
|-------------------|------------------|-----------------------------|-------------------|
| Location Details: | | Direction of Survey: | Downstream |
| US MH: | M-703-014 | DS MH: | M-703-013 |
| | | Total Length Surveyed (ft): | 354.0 |

| | | | | | |
|-------------------|-------------|-------------------|-------------|--------------------|-------------|
| O&M Index: | 0.00 | O&M Quick: | 0000 | O&M Rating: | 0.00 |
| Structural Index: | 0.00 | Structural Quick: | 0000 | Structural Rating: | 0.00 |
| Overall Index: | 0.00 | Overall Quick: | 0000 | Overall Rating: | 0.00 |

| | Position | Code | Observation | Video (sec) | Grade |
|--|----------|------|-------------|-------------|-------|
| | | | | | |
| | .0 | AMH | Manhole | 10 | NA |
| | .0 | MWL | Water Level | 21 | NA |
| | 34.8 | TF | Tap Factory | 102 | NA |
| | 140.9 | TF | Tap Factory | 325 | NA |
| | 250.1 | TF | Tap Factory | 555 | NA |
| | 308.6 | TF | Tap Factory | 683 | NA |
| | 340.5 | TF | Tap Factory | 758 | NA |
| | 346.6 | TF | Tap Factory | 781 | NA |
| | 354.0 | AMH | Manhole | 807 | NA |
| | | | | | |

Code: **AMH**
Description: **Manhole**



Distance (ft): **.0**
Structural Grade: **0**
O&M Grade: **0**
Clock Start/From:
Clock To:
1st Value:
2nd Value:
Value Percent:
Continuous Index:
Within 8" of Joint: **NO**
Remarks: **M-703-014**

| | |
|--------------|--------------------|
| Code: | MWL |
| Description: | Water Level |




| | |
|---------------------|--------------|
| Distance (ft): | .0 |
| Structural Grade: | 0 |
| O&M Grade: | 0 |
| Clock Start/From: | |
| Clock To: | |
| 1st Value: | |
| 2nd Value: | |
| Value Percent: | 5.000 |
| Continuous Index: | |
| Within 8" of Joint: | NO |
| Remarks: | |

| | |
|--------------|--------------------|
| Code: | TF |
| Description: | Tap Factory |



| | |
|---------------------|--------------|
| Distance (ft): | 34.8 |
| Structural Grade: | 0 |
| O&M Grade: | 0 |
| Clock Start/From: | 3 |
| Clock To: | |
| 1st Value: | 4.000 |
| 2nd Value: | |
| Value Percent: | |
| Continuous Index: | |
| Within 8" of Joint: | |
| Remarks: | |

Code: **TF**
Description: **Tap Factory**




Distance (ft): **140.9**
Structural Grade: **0**
O&M Grade: **0**
Clock Start/From: **9**
Clock To:
1st Value: **4.000**
2nd Value:
Value Percent:
Continuous Index:
Within 8" of Joint:
Remarks:

Code: **TF**
Description: **Tap Factory**



Distance (ft): **250.1**
Structural Grade: **0**
O&M Grade: **0**
Clock Start/From: **9**
Clock To:
1st Value: **4.000**
2nd Value:
Value Percent:
Continuous Index:
Within 8" of Joint:
Remarks:

Code: **TF**
Description: **Tap Factory**




Distance (ft): **308.6**
Structural Grade: **0**
O&M Grade: **0**
Clock Start/From: **9**
Clock To:
1st Value: **4.000**
2nd Value:
Value Percent:
Continuous Index:
Within 8" of Joint:
Remarks:

Code: **TF**
Description: **Tap Factory**




Distance (ft): **340.5**
Structural Grade: **0**
O&M Grade: **0**
Clock Start/From: **9**
Clock To:
1st Value: **4.000**
2nd Value:
Value Percent:
Continuous Index:
Within 8" of Joint:
Remarks:

Code: **TF**
Description: **Tap Factory**



Distance (ft): **346.6**
Structural Grade: **0**
O&M Grade: **0**
Clock Start/From: **9**
Clock To:
1st Value: **4.000**
2nd Value:
Value Percent:
Continuous Index:
Within 8" of Joint:
Remarks:

Code: **AMH**
Description: **Manhole**



Distance (ft): **354.0**
Structural Grade: **0**
O&M Grade: **0**
Clock Start/From:
Clock To:
1st Value:
2nd Value:
Value Percent:
Continuous Index:
Within 8" of Joint: **NO**
Remarks: **M-703-013**