

Profile/Photo Observation Report

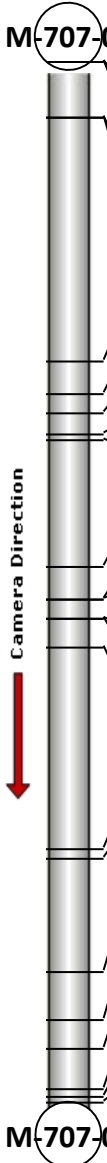


Date:	04/09/2018	Weather:		Coding:	PACP 6.0
Pipe Length (ft):	272.0	Owner:	NA	Pre Clean:	Not Known
P.O.#:		Surveyor:	Jen Costello	PSR:	P-707-024-023
Customer:		Clean Date:	01/01/1900	Shape:	C

Street:	Capitol	Flow Control:	Not Controlled
City:	Hobart, IN	Year Renewed:	
Location:	Light Highway	Tape/Media #:	
Purpose:	Maintenance Related	Dia/Height:	8"
Use:	Sanitary	Material:	VCP
Drain Area:	NA	Lining:	Cured in Place
Category:	NA		
Comment:			

Location Details:		Direction of Survey:	Downstream
US MH:	M-707-023	DS MH:	M-707-024
		Total Length Surveyed (ft):	268.0

O&M Index:	2.36	O&M Quick:	3627	O&M Rating:	33.00
Structural Index:	0.00	Structural Quick:	0000	Structural Rating:	0.00
Overall Index:	2.36	Overall Quick:	3627	Overall Rating:	33.00

	Position	Code	Observation	Video (sec)	Grade
	.0	AMH	Manhole	10	NA
	.0	MWL	Water Level	21	NA
	14.4	DAE	Deposits Attached Encrustation	61	M 2
	14.4	IW	Infil Weeper	73	M 2
	77.0	MWL	Water Level	209	NA
	85.3	RMJ	Roots Medium Joint	237	M 3
	90.6	RMJ	Roots Medium Joint	259	M 3
	95.8	RMJ	Roots Medium Joint	281	M 3
	97.2	TFA	Tap Factory Active	295	NA
	130.2	MWL	Water Level	373	NA
	138.3	DAE	Deposits Attached Encrustation	400	M 2
	138.3	IW	Infil Weeper	411	M 2
	143.3	DAE	Deposits Attached Encrustation	433	M 3
	143.3	IW	Infil Weeper	444	M 2
	150.7	TFA	Tap Factory Active	471	NA
	202.9	TFA	Tap Factory Active	588	NA
	205.3	TBC	Tap Break-in Capped	605	M 2
	234.2	RFJ	Roots Fine Joint	674	M 1
	246.5	TBC	Tap Break-in Capped	711	M 2
	254.4	RMJ	Roots Medium Joint	738	M 3
	264.3	RMJ	Roots Medium Joint	769	M 3
	266.3	TFA	Tap Factory Active	785	NA
	268.0	AMH	Manhole	800	NA

Code: **AMH**
Description: **Manhole**




Distance (ft): **.0**
Structural Grade: **0**
O&M Grade: **0**
Clock Start/From:
Clock To:
1st Value:
2nd Value:
Value Percent:
Continuous Index:
Within 8" of Joint: **NO**
Remarks: **M-707-023**

Code:	MWL
Description:	Water Level



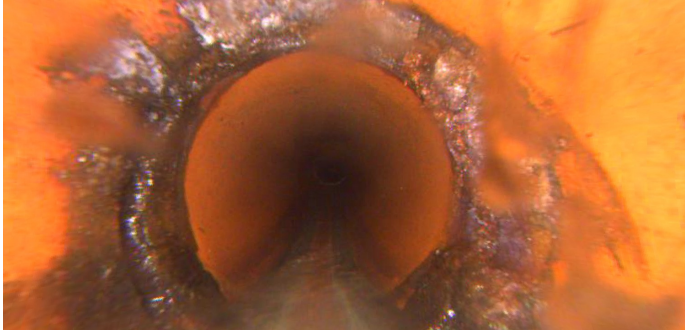
Distance (ft):	.0
Structural Grade:	0
O&M Grade:	0
Clock Start/From:	
Clock To:	
1st Value:	
2nd Value:	
Value Percent:	10.000
Continuous Index:	
Within 8" of Joint:	NO
Remarks:	

Code:	DAE
Description:	Deposits Attached Encrustation



Distance (ft):	14.4
Structural Grade:	0
O&M Grade:	2
Clock Start/From:	8
Clock To:	4
1st Value:	
2nd Value:	
Value Percent:	5.000
Continuous Index:	
Within 8" of Joint:	YES
Remarks:	

Code: **IW**
Description: **Infil Weeper**




Distance (ft): **14.4**
Structural Grade: **0**
O&M Grade: **2**
Clock Start/From: **8**
Clock To: **4**
1st Value:
2nd Value:
Value Percent:
Continuous Index:
Within 8" of Joint: **YES**
Remarks:

Code: **MWL**
Description: **Water Level**




Distance (ft): **77.0**
Structural Grade: **0**
O&M Grade: **0**
Clock Start/From:
Clock To:
1st Value:
2nd Value:
Value Percent: **40.000**
Continuous Index:
Within 8" of Joint: **NO**
Remarks:

Code: **RMJ**
Description: **Roots Medium Joint**




Distance (ft): **85.3**
Structural Grade: **0**
O&M Grade: **3**
Clock Start/From: **8**
Clock To: **4**
1st Value:
2nd Value:
Value Percent: **5.000**
Continuous Index:
Within 8" of Joint: **YES**
Remarks:

Code: **RMJ**
Description: **Roots Medium Joint**



Distance (ft): **90.6**
Structural Grade: **0**
O&M Grade: **3**
Clock Start/From: **8**
Clock To: **4**
1st Value:
2nd Value:
Value Percent: **30.000**
Continuous Index:
Within 8" of Joint: **YES**
Remarks:

Code: **RMJ**
Description: **Roots Medium Joint**



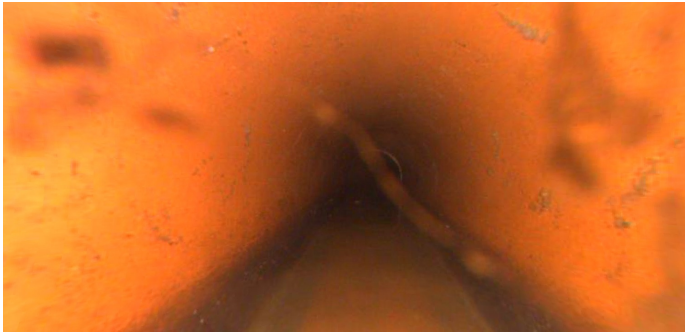
Distance (ft): **95.8**
Structural Grade: **0**
O&M Grade: **3**
Clock Start/From: **8**
Clock To: **4**
1st Value:
2nd Value:
Value Percent: **5.000**
Continuous Index:
Within 8" of Joint: **YES**
Remarks:

Code: **TFA**
Description: **Tap Factory Active**



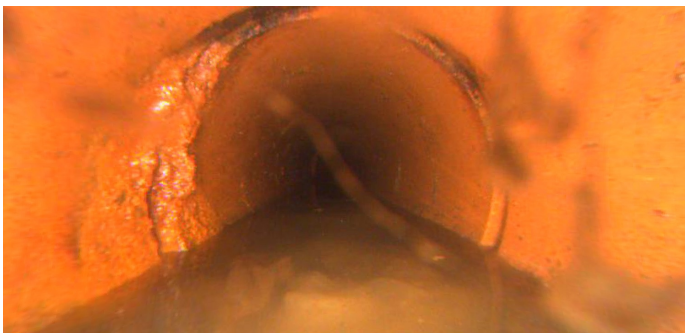
Distance (ft): **97.2**
Structural Grade: **0**
O&M Grade: **0**
Clock Start/From: **9**
Clock To:
1st Value: **4.000**
2nd Value:
Value Percent:
Continuous Index:
Within 8" of Joint:
Remarks:

Code: **MWL**
Description: **Water Level**



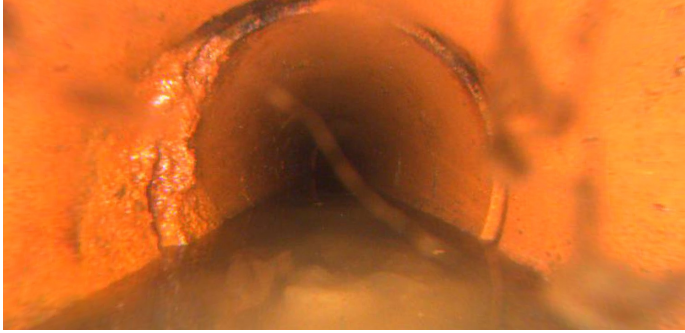
Distance (ft): **130.2**
Structural Grade: **0**
O&M Grade: **0**
Clock Start/From:
Clock To:
1st Value:
2nd Value:
Value Percent: **5.000**
Continuous Index:
Within 8" of Joint: **NO**
Remarks:

Code: **DAE**
Description: **Deposits Attached Encrustation**




Distance (ft): **138.3**
Structural Grade: **0**
O&M Grade: **2**
Clock Start/From: **8**
Clock To: **1**
1st Value:
2nd Value:
Value Percent: **5.000**
Continuous Index:
Within 8" of Joint: **YES**
Remarks:

Code: **IW**
Description: **Infil Weeper**



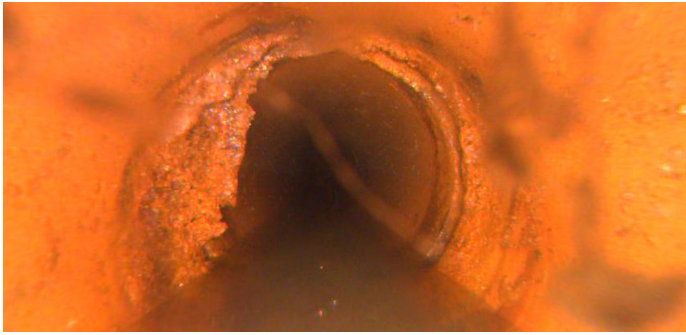
Distance (ft): **138.3**
Structural Grade: **0**
O&M Grade: **2**
Clock Start/From: **8**
Clock To: **2**
1st Value:
2nd Value:
Value Percent:
Continuous Index:
Within 8" of Joint: **YES**
Remarks:

Code: **DAE**
Description: **Deposits Attached Encrustation**



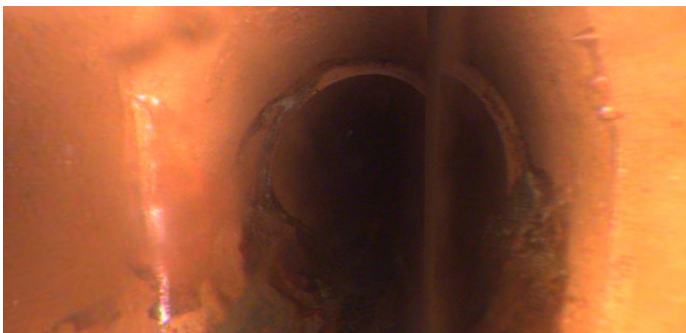
Distance (ft): **143.3**
Structural Grade: **0**
O&M Grade: **3**
Clock Start/From: **8**
Clock To: **4**
1st Value:
2nd Value:
Value Percent: **15.000**
Continuous Index:
Within 8" of Joint: **YES**
Remarks:

Code: **IW**
Description: **Infil Weeper**




Distance (ft): **143.3**
Structural Grade: **0**
O&M Grade: **2**
Clock Start/From: **8**
Clock To: **4**
1st Value:
2nd Value:
Value Percent:
Continuous Index:
Within 8" of Joint: **YES**
Remarks:

Code: **TFA**
Description: **Tap Factory Active**



Distance (ft): **150.7**
Structural Grade: **0**
O&M Grade: **0**
Clock Start/From: **9**
Clock To:
1st Value: **4.000**
2nd Value:
Value Percent:
Continuous Index:
Within 8" of Joint:
Remarks:

Code: **TFA**
Description: **Tap Factory Active**




Distance (ft): **202.9**
Structural Grade: **0**
O&M Grade: **0**
Clock Start/From: **9**
Clock To:
1st Value: **4.000**
2nd Value:
Value Percent:
Continuous Index:
Within 8" of Joint:
Remarks:

Code: **TBC**
Description: **Tap Break-in Capped**



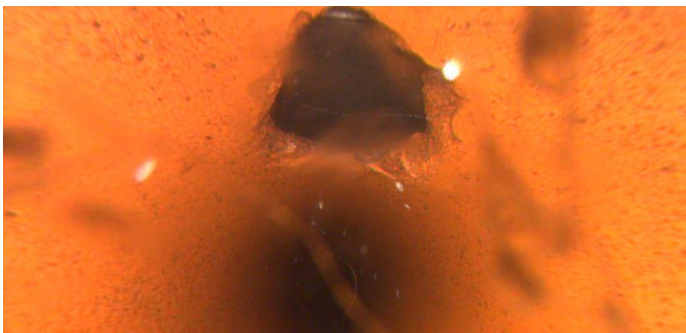
Distance (ft): **205.3**
Structural Grade: **0**
O&M Grade: **2**
Clock Start/From: **12**
Clock To:
1st Value: **4.000**
2nd Value:
Value Percent:
Continuous Index:
Within 8" of Joint:
Remarks:

Code: **RFJ**
Description: **Roots Fine Joint**




Distance (ft): **234.2**
Structural Grade: **0**
O&M Grade: **1**
Clock Start/From: **11**
Clock To:
1st Value:
2nd Value:
Value Percent:
Continuous Index:
Within 8" of Joint: **YES**
Remarks:

Code: **TBC**
Description: **Tap Break-in Capped**




Distance (ft): **246.5**
Structural Grade: **0**
O&M Grade: **2**
Clock Start/From: **12**
Clock To:
1st Value: **4.000**
2nd Value:
Value Percent:
Continuous Index:
Within 8" of Joint: **NO**
Remarks:

Code: **RMJ**
Description: **Roots Medium Joint**




Distance (ft): **254.4**
Structural Grade: **0**
O&M Grade: **3**
Clock Start/From: **8**
Clock To: **4**
1st Value:
2nd Value:
Value Percent: **5.000**
Continuous Index:
Within 8" of Joint: **YES**
Remarks:

Code: **RMJ**
Description: **Roots Medium Joint**



Distance (ft): **264.3**
Structural Grade: **0**
O&M Grade: **3**
Clock Start/From: **8**
Clock To: **4**
1st Value:
2nd Value:
Value Percent: **10.000**
Continuous Index:
Within 8" of Joint: **YES**
Remarks:

Code: **TFA**
Description: **Tap Factory Active**



Distance (ft): **266.3**
Structural Grade: **0**
O&M Grade: **0**
Clock Start/From: **9**
Clock To:
1st Value: **4.000**
2nd Value:
Value Percent:
Continuous Index:
Within 8" of Joint:
Remarks:

Code: **AMH**
Description: **Manhole**



Distance (ft): **268.0**
Structural Grade: **0**
O&M Grade: **0**
Clock Start/From:
Clock To:
1st Value:
2nd Value:
Value Percent:
Continuous Index:
Within 8" of Joint: **NO**
Remarks: **M-707-024**