

Profile/Photo Observation Report




| | | | | | |
|-------------------|-------------------|-------------|------------------------|------------|----------------------|
| Date: | 03/24/2018 | Weather: | | Coding: | PACP 6.0 |
| Pipe Length (ft): | 173.7 | Owner: | NA | Pre Clean: | Not Known |
| P.O.#: | | Surveyor: | Justin Gonzales | PSR: | P-902-043-042 |
| Customer: | | Clean Date: | 01/01/1900 | Shape: | C |

| | | | |
|-------------|---|---------------|-----------------------|
| Street: | ALLEY BETWEEN E 34TH AVE & E 34T | Flow Control: | Not Controlled |
| City: | Hobart, IN | Year Renewed: | |
| Location: | Other | Tape/Media #: | |
| Purpose: | Not Known | Dia/Height: | 10" |
| Use: | Sanitary | Material: | VCP |
| Drain Area: | NA | Lining: | |
| Category: | NA | | |
| Comment: | | | |

| | | | |
|-------------------|------------------|-----------------------------|------------------|
| Location Details: | | Direction of Survey: | Upstream |
| US MH: | M-902-043 | DS MH: | M-902-042 |
| | | Total Length Surveyed (ft): | 107.6 |

| | | | | | |
|-------------------|-------------|-------------------|-------------|--------------------|--------------|
| O&M Index: | 1.82 | O&M Quick: | 4126 | O&M Rating: | 20.00 |
| Structural Index: | 1.00 | Structural Quick: | 1100 | Structural Rating: | 1.00 |
| Overall Index: | 1.75 | Overall Quick: | 4126 | Overall Rating: | 21.00 |


| | Position | Code | Observation | Video (sec) | Grade |
|---|----------|----------|--------------------------------|-------------|-------|
| M-902-042 | | | | | |
| <div>Camera Direction</div>  | .0 | AMH | Manhole | 10 | NA |
| | .0 | MWL | Water Level | 21 | NA |
| | 4.1 | DAZ | Deposits Attached Other | 42 | M 2 |
| | 22.0 | JSM | Joint Separated Medium | 91 | S 1 |
| | 25.0 | DAE | Deposits Attached Encrustation | 108 | M 2 |
| | 25.0 | IS | Infil Stain | 119 | NA |
| | 31.4 | IW | Infil Weeper | 144 | M 2 |
| | 31.4 | RFJ | Roots Fine Joint | 155 | M 1 |
| | 39.7 | TF | Tap Factory | 183 | NA |
| | 40.2 | TFC | Tap Factory Capped | 196 | NA |
| | 43.0 | TFC | Tap Factory Capped | 214 | NA |
| | 47.1 | IW | Infil Weeper | 234 | M 2 |
| | 47.1 | DAE | Deposits Attached Encrustation | 245 | M 2 |
| | 49.2 | RPP | Repair Patch | 261 | NA |
| | 49.5 | TB | Tap Break-in | 274 | NA |
| | 49.6 | RMB | Roots Medium Barrel | 285 | M 4 |
| | 58.7 | DSZ | Deposits Settled Other | 315 | M 2 |
| | 84.3 | RFJ | Roots Fine Joint | 377 | M 1 |
| | 86.7 | MGP | General Photo | 393 | NA |
| | 96.1 | TBA | Tap Break-in Active | 424 | NA |
| | 96.1 | RPP | Repair Patch | 435 | NA |
| | 100.1 | RFJ(S01) | Roots Fine Joint | 455 | M 1 |
| | 107.6 | RFJ(F01) | Roots Fine Joint | 481 | M 1 |
| | 107.6 | MSA | Abandoned Survey | 493 | NA |
| M-902-043 | | | | | |



Code: **AMH**
Description: **Manhole**

Distance (ft): **.0**
Structural Grade: **0**
O&M Grade: **0**
Clock Start/From:
Clock To:
1st Value:
2nd Value:
Value Percent:
Continuous Index:
Within 8" of Joint: **NO**
Remarks: **M-902-042**

| | |
|--------------|--------------------|
| Code: | MWL |
| Description: | Water Level |




| | |
|---------------------|--------------|
| Distance (ft): | .0 |
| Structural Grade: | 0 |
| O&M Grade: | 0 |
| Clock Start/From: | |
| Clock To: | |
| 1st Value: | |
| 2nd Value: | |
| Value Percent: | 5.000 |
| Continuous Index: | |
| Within 8" of Joint: | NO |
| Remarks: | |

| | |
|--------------|--------------------------------|
| Code: | DAZ |
| Description: | Deposits Attached Other |



| | |
|---------------------|--------------|
| Distance (ft): | 4.1 |
| Structural Grade: | 0 |
| O&M Grade: | 2 |
| Clock Start/From: | 7 |
| Clock To: | 5 |
| 1st Value: | |
| 2nd Value: | |
| Value Percent: | 5.000 |
| Continuous Index: | |
| Within 8" of Joint: | YES |
| Remarks: | |

Code: **JSM**
Description: **Joint Separated Medium**




Distance (ft): **22.0**
Structural Grade: **1**
O&M Grade: **0**
Clock Start/From:
Clock To:
1st Value:
2nd Value:
Value Percent:
Continuous Index:
Within 8" of Joint: **NO**
Remarks:

Code: **DAE**
Description: **Deposits Attached Encrustation**




Distance (ft): **25.0**
Structural Grade: **0**
O&M Grade: **2**
Clock Start/From: **7**
Clock To: **5**
1st Value:
2nd Value:
Value Percent: **5.000**
Continuous Index:
Within 8" of Joint: **YES**
Remarks:

Code: **IS**
Description: **Infil Stain**




Distance (ft): **25.0**
Structural Grade: **0**
O&M Grade: **0**
Clock Start/From: **7**
Clock To: **5**
1st Value:
2nd Value:
Value Percent:
Continuous Index:
Within 8" of Joint: **YES**
Remarks:

Code: **IW**
Description: **Infil Weeper**



Distance (ft): **31.4**
Structural Grade: **0**
O&M Grade: **2**
Clock Start/From: **7**
Clock To: **5**
1st Value:
2nd Value:
Value Percent:
Continuous Index:
Within 8" of Joint: **YES**
Remarks:

Code: **RFJ**
Description: **Roots Fine Joint**



Distance (ft): **31.4**
Structural Grade: **0**
O&M Grade: **1**
Clock Start/From: **11**
Clock To: **1**
1st Value:
2nd Value:
Value Percent:
Continuous Index:
Within 8" of Joint: **YES**
Remarks:

Code: **TF**
Description: **Tap Factory**



Distance (ft): **39.7**
Structural Grade: **0**
O&M Grade: **0**
Clock Start/From: **10**
Clock To:
1st Value: **4.000**
2nd Value:
Value Percent:
Continuous Index:
Within 8" of Joint: **YES**
Remarks:

Code: **TFC**
Description: **Tap Factory Capped**




Distance (ft): **40.2**
Structural Grade: **0**
O&M Grade: **0**
Clock Start/From: **10**
Clock To:
1st Value: **4.000**
2nd Value:
Value Percent:
Continuous Index:
Within 8" of Joint:
Remarks:

Code: **TFC**
Description: **Tap Factory Capped**



Distance (ft): **43.0**
Structural Grade: **0**
O&M Grade: **0**
Clock Start/From: **2**
Clock To:
1st Value: **4.000**
2nd Value:
Value Percent:
Continuous Index:
Within 8" of Joint: **YES**
Remarks:

Code: **IW**
Description: **Infil Weeper**



Distance (ft): **47.1**
Structural Grade: **0**
O&M Grade: **2**
Clock Start/From: **1**
Clock To: **4**
1st Value:
2nd Value:
Value Percent:
Continuous Index:
Within 8" of Joint: **YES**
Remarks:

Code: **DAE**
Description: **Deposits Attached Encrustation**



Distance (ft): **47.1**
Structural Grade: **0**
O&M Grade: **2**
Clock Start/From: **3**
Clock To:
1st Value:
2nd Value:
Value Percent: **5.000**
Continuous Index:
Within 8" of Joint: **YES**
Remarks:

Code: **RPP**
Description: **Repair Patch**




Distance (ft): **49.2**
Structural Grade: **0**
O&M Grade: **0**
Clock Start/From: **10**
Clock To: **2**
1st Value:
2nd Value:
Value Percent:
Continuous Index:
Within 8" of Joint: **NO**
Remarks: **UNKNOWN REPAIR MATERIAL
PATCH; RF COMING FROM PATCH**

Code: **TB**
Description: **Tap Break-in**



Distance (ft): **49.5**
Structural Grade: **0**
O&M Grade: **0**
Clock Start/From: **1**
Clock To:
1st Value: **4.000**
2nd Value:
Value Percent:
Continuous Index:
Within 8" of Joint:
Remarks:

Code: **RMB**
Description: **Roots Medium Barrel**




Distance (ft): **49.6**
Structural Grade: **0**
O&M Grade: **4**
Clock Start/From: **8**
Clock To: **11**
1st Value:
2nd Value:
Value Percent: **10.000**
Continuous Index:
Within 8" of Joint: **NO**
Remarks:

Code: **DSZ**
Description: **Deposits Settled Other**



Distance (ft): **58.7**
Structural Grade: **0**
O&M Grade: **2**
Clock Start/From: **6**
Clock To:
1st Value:
2nd Value:
Value Percent: **5.000**
Continuous Index:
Within 8" of Joint: **NO**
Remarks: **tissue**

Code: **RFJ**
Description: **Roots Fine Joint**




Distance (ft): **84.3**
Structural Grade: **0**
O&M Grade: **1**
Clock Start/From: **9**
Clock To:
1st Value:
2nd Value:
Value Percent:
Continuous Index:
Within 8" of Joint: **YES**
Remarks:

Code: **MGP**
Description: **General Photo**



Distance (ft): **86.7**
Structural Grade: **0**
O&M Grade: **0**
Clock Start/From:
Clock To:
1st Value:
2nd Value:
Value Percent:
Continuous Index:
Within 8" of Joint: **NO**
Remarks:

Code: **TBA**
Description: **Tap Break-in Active**



Distance (ft): **96.1**
Structural Grade: **0**
O&M Grade: **0**
Clock Start/From: **11**
Clock To:
1st Value: **4.000**
2nd Value:
Value Percent:
Continuous Index:
Within 8" of Joint:
Remarks:

Code: **RPP**
Description: **Repair Patch**



Distance (ft): **96.1**
Structural Grade: **0**
O&M Grade: **0**
Clock Start/From: **12**
Clock To: **2**
1st Value:
2nd Value:
Value Percent:
Continuous Index:
Within 8" of Joint: **NO**
Remarks: **UNKNOWN PATCH MATERIAL**

Code: **RFJ**
Description: **Roots Fine Joint**



Distance (ft): **100.1**
Structural Grade: **0**
O&M Grade: **1**
Clock Start/From: **10**
Clock To: **12**
1st Value:
2nd Value:
Value Percent:
Continuous Index: **S01**
Within 8" of Joint: **YES**
Remarks:

Code: **RFJ**
Description: **Roots Fine Joint**



Distance (ft): **107.6**
Structural Grade: **0**
O&M Grade: **1**
Clock Start/From: **10**
Clock To: **12**
1st Value:
2nd Value:
Value Percent:
Continuous Index: **F01**
Within 8" of Joint: **YES**
Remarks:



| | |
|---------------------|-------------------------|
| Code: | MSA |
| Description: | Abandoned Survey |
| Distance (ft): | 107.6 |
| Structural Grade: | 0 |
| O&M Grade: | 0 |
| Clock Start/From: | |
| Clock To: | |
| 1st Value: | |
| 2nd Value: | |
| Value Percent: | |
| Continuous Index: | |
| Within 8" of Joint: | NO |
| Remarks: | stuck on wall |