

Profile/Photo Observation Report




Date:	03/30/2018	Weather:		Coding:	PACP 6.0
Pipe Length (ft):	230.7	Owner:	NA	Pre Clean:	Not Known
P.O.#:		Surveyor:	Jen Costello	PSR:	P-903-022-021
Customer:		Clean Date:	01/01/1900	Shape:	C

Street:	E RAND ST	Flow Control:	Not Controlled
City:	Hobart, IN	Year Renewed:	
Location:	Other	Tape/Media #:	
Purpose:	Not Known	Dia/Height:	10"
Use:	Sanitary	Material:	PVC
Drain Area:	NA	Lining:	
Category:	NA		
Comment:			

Location Details:		Direction of Survey:	Upstream
US MH:	M-903-021	DS MH:	M-903-022
		Total Length Surveyed (ft):	223.9

O&M Index:	2.58	O&M Quick:	3A24	O&M Rating:	49.00
Structural Index:	3.00	Structural Quick:	3200	Structural Rating:	6.00
Overall Index:	2.62	Overall Quick:	3B24	Overall Rating:	55.00

	Position	Code	Observation	Video (sec)	Grade
M-903-022					
 Camera Direction	.0	AMH	Manhole	10	NA
	.0	MWL	Water Level	21	NA
	2.3	CM	Crack Multiple	37	S 3
	18.5	TF	Tap Factory	83	NA
	24.5	TF	Tap Factory	110	NA
	52.4	RFJ	Roots Fine Joint	178	M 1
	58.4	RMJ(S01)	Roots Medium Joint	202	M 3
	62.8	TF	Tap Factory	223	NA
	66.0	TF	Tap Factory	244	NA
	85.6	MWL	Water Level	297	NA
	110.7	TF	Tap Factory	360	NA
	113.6	TF	Tap Factory	382	NA
	121.2	RMJ(F01)	Roots Medium Joint	410	M 3
	127.8	FL	Fracture Longitudinal	435	S 3
	138.8	DAGS	Deposits Attached Grease	469	M 2
	140.4	TF	Tap Factory	485	NA
	143.6	TF	Tap Factory	507	NA
	153.8	IW	Infil Weeper	541	M 2
	153.8	RFJ	Roots Fine Joint	552	M 1
	165.7	DAGS	Deposits Attached Grease	588	M 2
	198.5	IW	Infil Weeper	665	M 2
	223.9	AMH	Manhole	727	NA
M-903-021					

Code: **AMH**
Description: **Manhole**



Distance (ft): **.0**
Structural Grade: **0**
O&M Grade: **0**
Clock Start/From:
Clock To:
1st Value:
2nd Value:
Value Percent:
Continuous Index:
Within 8" of Joint: **NO**
Remarks: **M-903-022**

Code:	MWL
Description:	Water Level



Distance (ft):	.0
Structural Grade:	0
O&M Grade:	0
Clock Start/From:	
Clock To:	
1st Value:	
2nd Value:	
Value Percent:	5.000
Continuous Index:	
Within 8" of Joint:	NO
Remarks:	

Code:	CM
Description:	Crack Multiple



Distance (ft):	2.3
Structural Grade:	3
O&M Grade:	0
Clock Start/From:	8
Clock To:	4
1st Value:	
2nd Value:	
Value Percent:	
Continuous Index:	
Within 8" of Joint:	YES
Remarks:	

Code: **TF**
Description: **Tap Factory**



Distance (ft): **18.5**
Structural Grade: **0**
O&M Grade: **0**
Clock Start/From: **2**
Clock To:
1st Value: **4.000**
2nd Value:
Value Percent:
Continuous Index:
Within 8" of Joint:
Remarks:

Code: **TF**
Description: **Tap Factory**



Distance (ft): **24.5**
Structural Grade: **0**
O&M Grade: **0**
Clock Start/From: **10**
Clock To:
1st Value: **4.000**
2nd Value:
Value Percent:
Continuous Index:
Within 8" of Joint:
Remarks:

Code: **RFJ**
Description: **Roots Fine Joint**



Distance (ft): **52.4**
Structural Grade: **0**
O&M Grade: **1**
Clock Start/From: **11**
Clock To:
1st Value:
2nd Value:
Value Percent:
Continuous Index:
Within 8" of Joint: **YES**
Remarks:

Code: **RMJ**
Description: **Roots Medium Joint**



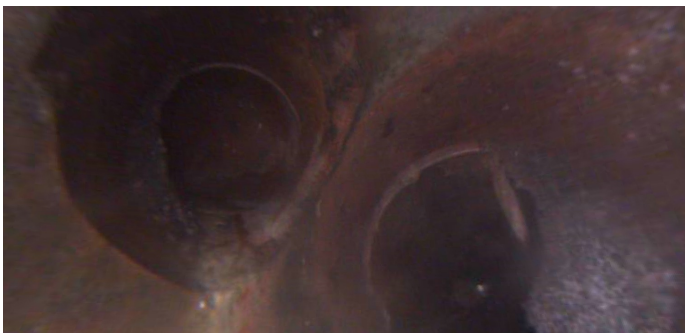
Distance (ft): **58.4**
Structural Grade: **0**
O&M Grade: **3**
Clock Start/From: **8**
Clock To: **4**
1st Value:
2nd Value:
Value Percent: **10.000**
Continuous Index: **S01**
Within 8" of Joint: **YES**
Remarks:

Code: **TF**
Description: **Tap Factory**



Distance (ft): **62.8**
Structural Grade: **0**
O&M Grade: **0**
Clock Start/From: **10**
Clock To:
1st Value: **4.000**
2nd Value:
Value Percent:
Continuous Index:
Within 8" of Joint:
Remarks:

Code: **TF**
Description: **Tap Factory**



Distance (ft): **66.0**
Structural Grade: **0**
O&M Grade: **0**
Clock Start/From: **2**
Clock To:
1st Value: **4.000**
2nd Value:
Value Percent:
Continuous Index:
Within 8" of Joint:
Remarks:

Code: **MWL**
Description: **Water Level**




Distance (ft): **85.6**
Structural Grade: **0**
O&M Grade: **0**
Clock Start/From:
Clock To:
1st Value:
2nd Value:
Value Percent: **20.000**
Continuous Index:
Within 8" of Joint: **NO**
Remarks:

Code: **TF**
Description: **Tap Factory**



Distance (ft): **110.7**
Structural Grade: **0**
O&M Grade: **0**
Clock Start/From: **10**
Clock To:
1st Value: **4.000**
2nd Value:
Value Percent:
Continuous Index:
Within 8" of Joint:
Remarks:

Code: **TF**
Description: **Tap Factory**



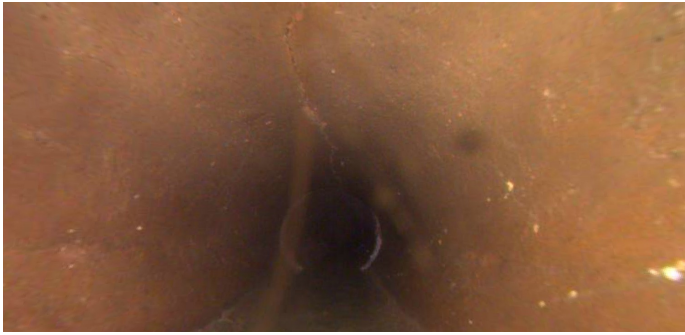
Distance (ft): **113.6**
Structural Grade: **0**
O&M Grade: **0**
Clock Start/From: **2**
Clock To:
1st Value: **4.000**
2nd Value:
Value Percent:
Continuous Index:
Within 8" of Joint:
Remarks:

Code: **RMJ**
Description: **Roots Medium Joint**



Distance (ft): **121.2**
Structural Grade: **0**
O&M Grade: **3**
Clock Start/From: **8**
Clock To: **4**
1st Value:
2nd Value:
Value Percent: **10.000**
Continuous Index: **F01**
Within 8" of Joint: **YES**
Remarks:

Code: **FL**
Description: **Fracture Longitudinal**




Distance (ft): **127.8**
Structural Grade: **3**
O&M Grade: **0**
Clock Start/From: **12**
Clock To:
1st Value:
2nd Value:
Value Percent:
Continuous Index:
Within 8" of Joint: **YES**
Remarks:

Code: **DAGS**
Description: **Deposits Attached Grease**




Distance (ft): **138.8**
Structural Grade: **0**
O&M Grade: **2**
Clock Start/From: **8**
Clock To: **4**
1st Value:
2nd Value:
Value Percent: **5.000**
Continuous Index:
Within 8" of Joint: **YES**
Remarks:

Code: **TF**
Description: **Tap Factory**



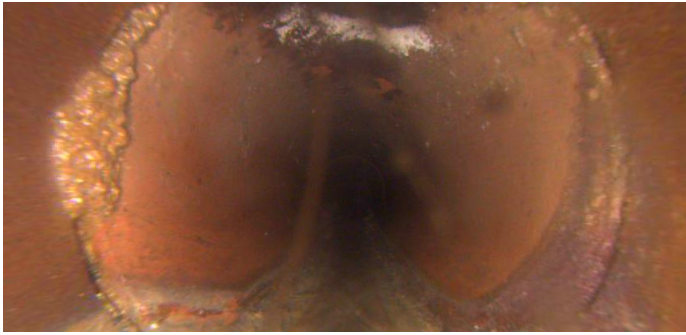
Distance (ft): **140.4**
Structural Grade: **0**
O&M Grade: **0**
Clock Start/From: **10**
Clock To:
1st Value: **4.000**
2nd Value:
Value Percent:
Continuous Index:
Within 8" of Joint:
Remarks:

Code: **TF**
Description: **Tap Factory**




Distance (ft): **143.6**
Structural Grade: **0**
O&M Grade: **0**
Clock Start/From: **1**
Clock To:
1st Value: **4.000**
2nd Value:
Value Percent:
Continuous Index:
Within 8" of Joint:
Remarks:

Code: **IW**
Description: **Infil Weeper**



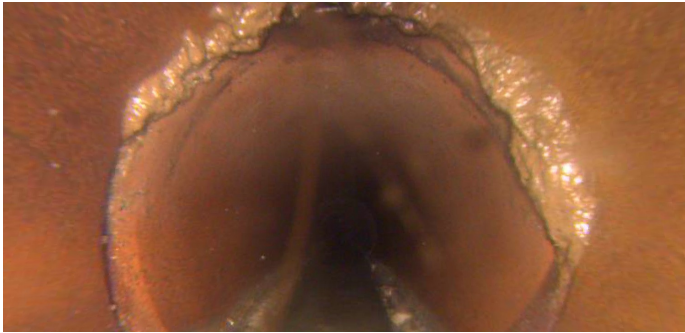
Distance (ft): **153.8**
Structural Grade: **0**
O&M Grade: **2**
Clock Start/From: **8**
Clock To: **4**
1st Value:
2nd Value:
Value Percent:
Continuous Index:
Within 8" of Joint: **YES**
Remarks:

Code: **RFJ**
Description: **Roots Fine Joint**



Distance (ft): **153.8**
Structural Grade: **0**
O&M Grade: **1**
Clock Start/From: **12**
Clock To:
1st Value:
2nd Value:
Value Percent:
Continuous Index:
Within 8" of Joint: **YES**
Remarks:

Code: **DAGS**
Description: **Deposits Attached Grease**



Distance (ft): **165.7**
Structural Grade: **0**
O&M Grade: **2**
Clock Start/From: **8**
Clock To: **4**
1st Value:
2nd Value:
Value Percent: **5.000**
Continuous Index:
Within 8" of Joint: **YES**
Remarks:

Code: **IW**
Description: **Infil Weeper**



Distance (ft): **198.5**
Structural Grade: **0**
O&M Grade: **2**
Clock Start/From: **2**
Clock To: **4**
1st Value:
2nd Value:
Value Percent:
Continuous Index:
Within 8" of Joint: **YES**
Remarks:



Code:	AMH
Description:	Manhole
Distance (ft):	223.9
Structural Grade:	0
O&M Grade:	0
Clock Start/From:	
Clock To:	
1st Value:	
2nd Value:	
Value Percent:	
Continuous Index:	
Within 8" of Joint:	NO
Remarks:	M-903-021