

Profile/Photo Observation Report




| | | | | | |
|-------------------|-------------------|-------------|---------------------|------------|----------------------|
| Date: | 04/05/2018 | Weather: | | Coding: | PACP 6.0 |
| Pipe Length (ft): | 341.5 | Owner: | NA | Pre Clean: | Not Known |
| P.O.#: | | Surveyor: | Jen Costello | PSR: | P-904-060-059 |
| Customer: | | Clean Date: | 01/01/1900 | Shape: | C |

| | | | |
|-------------|--------------------|---------------|-----------------------|
| Street: | DIVISION ST | Flow Control: | Not Controlled |
| City: | Hobart, IN | Year Renewed: | |
| Location: | Other | Tape/Media #: | |
| Purpose: | Not Known | Dia/Height: | 10" |
| Use: | Sanitary | Material: | VCP |
| Drain Area: | NA | Lining: | |
| Category: | NA | | |
| Comment: | | | |

| | | | |
|-------------------|------------------|-----------------------------|-------------------|
| Location Details: | | Direction of Survey: | Downstream |
| US MH: | M-904-060 | DS MH: | M-904-059 |
| | | Total Length Surveyed (ft): | 337.8 |

| | | | | | |
|-------------------|-------------|-------------------|-------------|--------------------|-------------|
| O&M Index: | 0.00 | O&M Quick: | 0000 | O&M Rating: | 0.00 |
| Structural Index: | 3.00 | Structural Quick: | 4121 | Structural Rating: | 6.00 |
| Overall Index: | 3.00 | Overall Quick: | 4121 | Overall Rating: | 6.00 |

| | Position | Code | Observation | Video (sec) | Grade |
|--|----------|------|--------------------------|-------------|-------|
| M-904-060 | | | | | |
|  | .0 | AMH | Manhole | 10 | NA |
| | .0 | MWL | Water Level | 21 | NA |
| | 39.6 | TFA | Tap Factory Active | 114 | NA |
| | 61.2 | TF | Tap Factory | 172 | NA |
| | 93.6 | TFA | Tap Factory Active | 252 | NA |
| | 140.3 | TFA | Tap Factory Active | 359 | NA |
| | 197.4 | TFA | Tap Factory Active | 488 | NA |
| | 204.4 | TF | Tap Factory | 517 | NA |
| | 246.7 | TFA | Tap Factory Active | 615 | NA |
| | 312.0 | FM | Fracture Multiple | 758 | S 4 |
| | 335.9 | FC | Fracture Circumferential | 817 | S 2 |
| | 337.8 | AMH | Manhole | 831 | NA |
| M-904-059 | | | | | |

Code: **AMH**
Description: **Manhole**



Distance (ft): **.0**
Structural Grade: **0**
O&M Grade: **0**
Clock Start/From:
Clock To:
1st Value:
2nd Value:
Value Percent:
Continuous Index:
Within 8" of Joint: **NO**
Remarks: **M-904-060**

| | |
|--------------|--------------------|
| Code: | MWL |
| Description: | Water Level |




| | |
|---------------------|--------------|
| Distance (ft): | .0 |
| Structural Grade: | 0 |
| O&M Grade: | 0 |
| Clock Start/From: | |
| Clock To: | |
| 1st Value: | |
| 2nd Value: | |
| Value Percent: | 5.000 |
| Continuous Index: | |
| Within 8" of Joint: | NO |
| Remarks: | |

| | |
|--------------|---------------------------|
| Code: | TFA |
| Description: | Tap Factory Active |



| | |
|---------------------|--------------|
| Distance (ft): | 39.6 |
| Structural Grade: | 0 |
| O&M Grade: | 0 |
| Clock Start/From: | 9 |
| Clock To: | |
| 1st Value: | 4.000 |
| 2nd Value: | |
| Value Percent: | |
| Continuous Index: | |
| Within 8" of Joint: | |
| Remarks: | |

Code: **TF**
Description: **Tap Factory**




Distance (ft): **61.2**
Structural Grade: **0**
O&M Grade: **0**
Clock Start/From: **9**
Clock To:
1st Value: **4.000**
2nd Value:
Value Percent:
Continuous Index:
Within 8" of Joint:
Remarks:

Code: **TFA**
Description: **Tap Factory Active**



Distance (ft): **93.6**
Structural Grade: **0**
O&M Grade: **0**
Clock Start/From: **3**
Clock To:
1st Value: **4.000**
2nd Value:
Value Percent:
Continuous Index:
Within 8" of Joint:
Remarks:

Code: **TFA**
Description: **Tap Factory Active**




Distance (ft): **140.3**
Structural Grade: **0**
O&M Grade: **0**
Clock Start/From: **9**
Clock To:
1st Value: **4.000**
2nd Value:
Value Percent:
Continuous Index:
Within 8" of Joint:
Remarks:

Code: **TFA**
Description: **Tap Factory Active**




Distance (ft): **197.4**
Structural Grade: **0**
O&M Grade: **0**
Clock Start/From: **3**
Clock To:
1st Value: **4.000**
2nd Value:
Value Percent:
Continuous Index:
Within 8" of Joint:
Remarks:

Code: **TF**
Description: **Tap Factory**



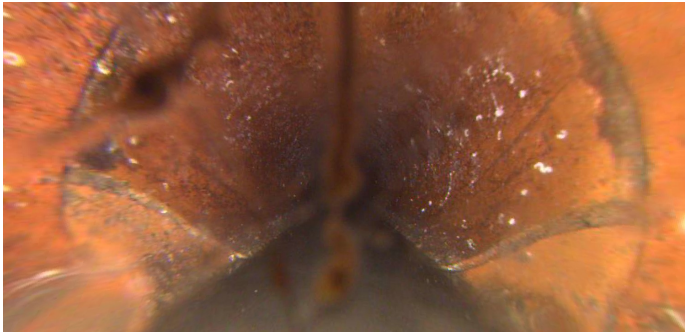
Distance (ft): **204.4**
Structural Grade: **0**
O&M Grade: **0**
Clock Start/From: **9**
Clock To:
1st Value: **4.000**
2nd Value:
Value Percent:
Continuous Index:
Within 8" of Joint:
Remarks:

Code: **TFA**
Description: **Tap Factory Active**




Distance (ft): **246.7**
Structural Grade: **0**
O&M Grade: **0**
Clock Start/From: **9**
Clock To:
1st Value: **4.000**
2nd Value:
Value Percent:
Continuous Index:
Within 8" of Joint:
Remarks:

Code: **FM**
Description: **Fracture Multiple**




Distance (ft): **312.0**
Structural Grade: **4**
O&M Grade: **0**
Clock Start/From: **8**
Clock To: **4**
1st Value:
2nd Value:
Value Percent:
Continuous Index:
Within 8" of Joint: **YES**
Remarks:

Code: **FC**
Description: **Fracture Circumferential**



Distance (ft): **335.9**
Structural Grade: **2**
O&M Grade: **0**
Clock Start/From: **8**
Clock To: **4**
1st Value:
2nd Value:
Value Percent:
Continuous Index:
Within 8" of Joint:
Remarks:



| | |
|---------------------|-----------|
| Code: | AMH |
| Description: | Manhole |
| Distance (ft): | 337.8 |
| Structural Grade: | 0 |
| O&M Grade: | 0 |
| Clock Start/From: | |
| Clock To: | |
| 1st Value: | |
| 2nd Value: | |
| Value Percent: | |
| Continuous Index: | |
| Within 8" of Joint: | NO |
| Remarks: | M-904-059 |